

FÉDÉRATION INTERNATIONALE DE GYMNASTIQUE



2013 – 2016 CODE OF POINT



Rhythmic Gymnastics

Approved by the FIG Executive Committee,
updated after the Intercontinental Judges' Course on February 2013

Updated version valid from 1st of January 2015

The English version is the official text



TAKE THE CHANCE

Chacott
www.chacott-jp.com

Official FIG Partner
Official RG Apparatus Supplier to Belarus

FÉDÉRATION INTERNATIONALE DE GYMNASTIQUE



CONTENTS

	Page
GENERALITIES	3
1. COMPETITIONS AND PROGRAMS	3
1.1. Official Championships of Rhythmic Gymnastics and Competitions Programs	3
1.2. Program for Individual Gymnasts	3
1.3. Program for Groups	3
1.4. Timing	3
1.5. Music	3
2. JURIES	4
2.1. Jury Composition – Official Championships and Other Competitions	4
2.2. Distribution and Calculation of scores	4
2.3. International Tournaments	4
2.4. Judges' Instruction	5
3. FLOOR AREA (Individual and Group Exercises)	5
4. APPARATUS	5
4.1. Norms – Checking	5
4.2. Apparatus Placement Around the Floor Area – Replacement Apparatus	5
4.3. Broken Apparatus or Apparatus Caught in the Small Beams of the Ceiling	6
5. DRESS OF GYMNASTS (Individual and Group Gymnasts)	6
6. DISCIPLINE (Gymnast and Coach)	7
INDIVIDUAL EXERCISES	8
1. DIFFICULTY (D)	8
1.1. Body Difficulty	8
1.2. Dance Steps Combination	10
1.3. Fundamental and Other Apparatus Technical Groups	11
1.4. Dynamic elements with Rotation and throw	14
1.5. Pre-acrobatic elements	15
1.6. Apparatus Mastery and Originality	16
1.7. Difficulty score	18
1.8. Penalties by the D Judges	18
1.9. Difficulty Tables	18
2. EXECUTION (E)	23
2.1. Artistic Components	23
2.2. Technical Faults	24
2.3. Execution Penalties (Artistic and Technical)	24
2.4. Execution Score (E)	27
GROUP EXERCISES. GENERALITIES	28
1. DIFFICULTY (D)	29
1.1. Difficulty (D)	29
1.1.1. Difficulties without exchange (Body difficulties)	29
1.1.2. Difficulty with exchange	29
1.2. Dance Steps Combination	30
1.3. Dynamic elements with Rotation and throw	31
1.4. Elements with Collaboration among the gymnasts with and without body Rotation	31
1.5. Difficulty score (D)	33
1.6. Penalties by the D Judges	33
2. EXECUTION (E)	34
2.1. Artistic Components	34
2.2. Execution Penalties (Artistic and Technical)	36
2.3. Execution score (E)	38
ANNEX	39

PASTORELLI®

Professional sportswear and equipment supplier
Rhythmic Gymnastics

...Give voice to your passion

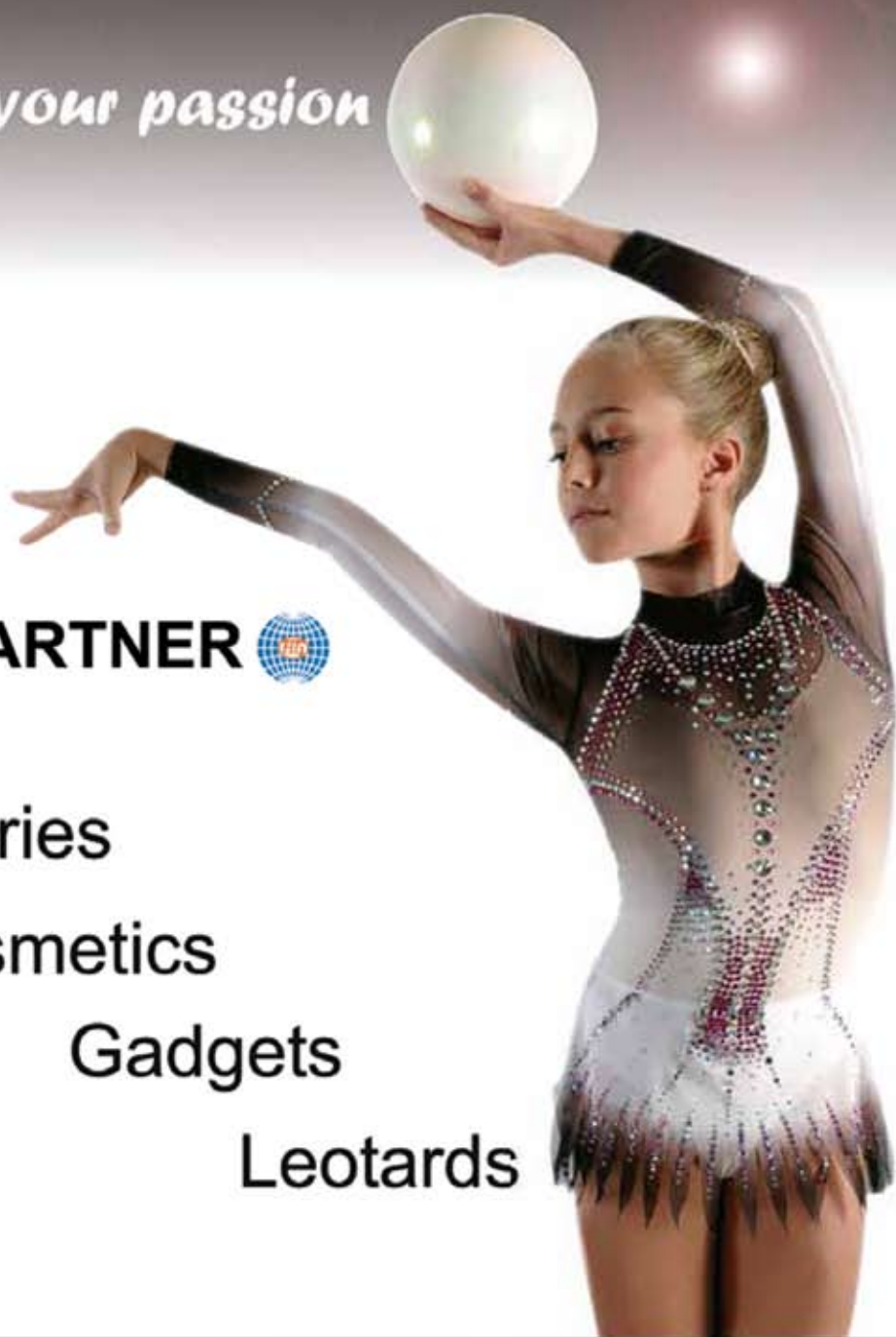


FIG OFFICIAL PARTNER 

Equipment

Accessories

Cosmetics

Gadgets

Leotards

www.pastorellisport.com

GENERALITIES

1. COMPETITIONS AND PROGRAMS

1.1. OFFICIAL CHAMPIONSHIPS OF RHYTHMIC GYMNASTICS AND COMPETITIONS PROGRAMS (Refer to Technical Regulations Sect.1 and Sect.3)

1.2. PROGRAM FOR INDIVIDUAL GYMNASTS

1.2.1. The program for Senior and Junior individual gymnasts usually consists of 4 exercises

1.2.2. The length of each exercise is from 1'15" to 1'30"

1.3. PROGRAM FOR GROUPS

1.3.1. The program for Senior Groups usually consists of 2 exercises: one with a single type of apparatus and the other with two types of apparatus

1.3.2. The program for Junior Groups usually consists of 2 exercises, each with a single type of apparatus

1.3.3. The length of each exercise is from 2'15" to 2'30"

1.4. TIMING

The stopwatch will start as soon as the gymnast or the first gymnast in the group begins to move (a short musical introduction not longer than 4 seconds without movement is tolerated) and will be stopped as soon as the gymnast or the last gymnast in the group is totally motionless

- **Penalty** by the Coordinator Judge: 0.05 point for each additional or missing second

1.5. MUSIC

1.5.1 All the exercises have to be performed in their totality with a musical accompaniment.

Short and voluntary stops, motivated by the composition, may be tolerated

1.5.2 A gymnast/Group may repeat an exercise only in the case of a "force major" fault from organizing country and approved by Superior Jury (example: electricity shut down, sound system error, etc.).

1.5.3 In case of incorrect music is played, it is the responsibility of the gymnast/group to stop the routine immediately; they will restart the routine immediately with their own music. A protest after the completion of the routine will not be accepted

1.5.4 The music can be interpreted by one or several instruments, including the voice used as an instrument. All instruments are authorized provided that they express music with the characteristics necessary to accompany an RG exercise: clear and well-defined in its structure.

*Only one exercise can be used with music with voice and words for Group and one exercise for Individual in respect to ethics. The coach must highlight which exercise is used with music with voice and words and write it on **D** form (see Annex pages 39, 44, 45).

- **Penalty** by the Difficulty (D) Judge: 0.50 point for more than one exercise with music with voice and words
- **Penalty** by the Difficulty (D) Judge: 0.50 point if the coach does not specify on **D** form which exercise uses music with voice and words

1.5.5 The music must be unified and complete (modification of already existing musical arrangement is allowed). A disconnected juxtaposition of various musical fragments is not allowed.

1.5.6 Non typical music of Rhythmic gymnastics character is totally forbidden (ex: sirens, car engines, etc.)

1.5.7 One single music must be recorded on each CD. Each music must be recorded on a high-quality CD. A sound signal may start before the music.

1.5.8 The following information must be written on each CD:

1.5.8.1 Name of the Gymnast

1.5.8.2 Country (the 3 capital letters used by the FIG to designate the gymnast's country)

1.5.8.3 Apparatus symbol

1.5.8.4 Name(s) of the composer(s) and of the music

1.5.8.5 Length of music

1.5.8.6 **Penalty** by the Coordinator Judge: 0.50 point for Music not conforming to regulations

2 JURIES

2.1 JURY COMPOSITION – Official Championships and Other Competitions

2.1.1 SUPERIOR JURY

(Refer to Technical Regulations Sect.1 and Sect.3)

2.1.2 JURY COMPOSITION for INDIVIDUALS AND GROUPS

Each Jury (Individuals and Groups) consists of 2 groups of judges: Difficulty and Execution

Difficulty (D)

- The 4 D judges evaluate the Difficulty independently
- Difficulty (D): 4 judges, average of the 2 middle scores + 2 Reference judges for World Championships/Olympic Games, and the other Multisport Games listed in the technical regulations Reg. 4.11.4.1 A.

Execution (E):

- 5 judges + 2 Reference Judges for World Championships/Olympic Games and the other Multisport Games listed in the technical regulations Reg. 4.11.4.1 A
- 4-5 judges for international competitions
- Final E score (by deduction) with 5 judges: average of the 3 middle scores
- Final E score (by deduction) with 4 judges: average of the 2 middle scores
- Artistic and technical deductions entered separately for the final execution score

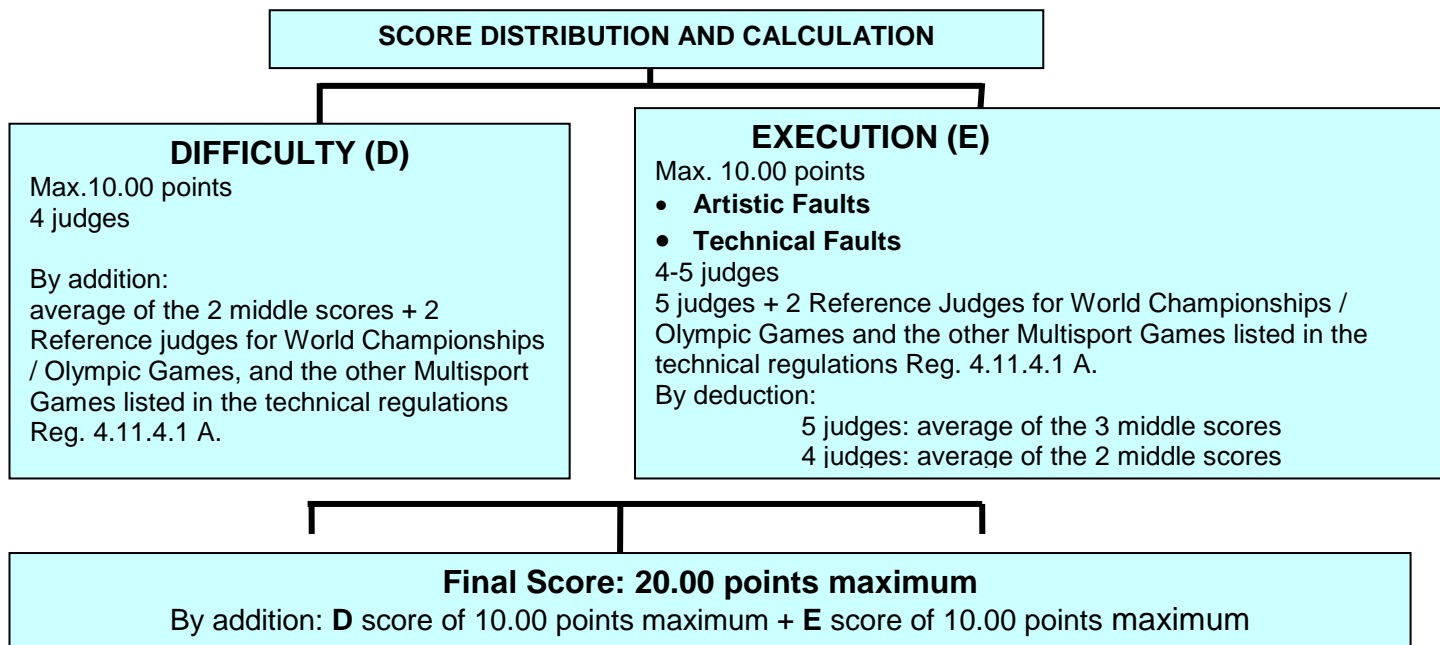
2.1.3 JUDGE N°1 OF THE JURY (D) IS THE COORDINATOR JUDGE

- The D1 Coordinator Judge will apply the penalties indicated in Annex
- The Superior Jury must confirm the penalties given by the Coordinator Judge

2.1.4 TIME / LINE JUDGES

- 2 Time judges (see 1.3, 1.4 p.3)
- 2 line judges (see 3.1.1-3.1.3 p.5)

2.2 DISTRIBUTION AND CALCULATION OF SCORES (Note: For Junior gymnasts, see Annex)



2.2.1 INQUIRIES (See Technical Regulations, Sect. 1, Reg. 8.4)

2.3 INTERNATIONAL TOURNAMENTS

2.3.1 Each judging panel will be assisted by a Coordinator Judge (see 2.1.3).

2.3.2 A tournament with a high percentage of judges representing the host organizing country will not count for the judges' evaluation.

2.4 JUDGES' INSTRUCTION

- Before every official FIG Championships, the Technical Committee will organize a meeting to inform the participating judges about the judging organization
- Before all other championships or tournaments, the Organizing Committee will hold a similar meeting
- All judges are required to attend the whole duration of the competition

3 FLOOR AREA

3.1. INDIVIDUAL AND GROUP EXERCISES

- 3.1.1 Crossing of the boundary of the floor area by the apparatus or one or two feet or by any part of the body touching the ground outside the specified area or any apparatus leaving the floor area and returning by itself will be penalized.
- **Penalty** by the Coordinator Judge: 0.30 point each time for an individual gymnast or for each group gymnast at fault or for the apparatus each time.
 - **No Penalty** if the apparatus leaves the floor area after the end of the exercise and the end of the music or the apparatus is lost at the last movement.
 - **Line Judge:** must raise a flag for the apparatus or body crossing the boundary and two flags if both the apparatus and body cross the boundary of the floor area; must write down the penalty in the special form and pass it to the Coordinator Judge.
- 3.1.2. No penalty will be applied if the apparatus passes the boundary of the floor area without touching the ground.
- 3.1.3. Each exercise will have to be performed entirely on the same floor area:
- **Penalty** by the Coordinator Judge: 0.30 point if the gymnast or each Group gymnast changes floor areas or ends her exercise outside the floor area or leaves the floor area during the exercise.
 - **Line Judge:** must raise a flag if the gymnast or Group gymnast changes floor areas or ends her exercise outside the floor area or leaves the floor area during the exercise; must write down the penalty in the special form and pass it to the Coordinator Judge.

4. APPARATUS

4.1. NORMS – CHECKING

- 4.1.1. The characteristics of each apparatus is specified in the *FIG Apparatus Norms*.
- 4.1.2. Apparatus used by a Group must all be identical (weight, dimension and shape); only their color may be different.
- 4.1.3. Every apparatus will be checked prior to the entrance of the gymnast in the competition hall. Another control may take place at the end of an exercise at the request of the Superior Jury.
- 4.1.4. For any use of non-conforming apparatus:
- **Penalty** by the Coordinator Judge: 0.50 point for individual and group exercises

4.2. APPARATUS PLACEMENT AROUND THE FLOOR AREA – REPLACEMENT APPARATUS

- 4.2.1. Replacement apparatus around the floor area is authorized:
- The Organizing Committee must place a set of identical apparatus (the complete set of apparatus used by the individuals or group for the competition) along three of the four lines of the floor area (not including the entry point) for the use by any gymnast
 - The gymnast may only use a replacement apparatus which has been placed prior to the start of the exercise
 - **Penalty** by the Coordinator Judge: 0.50 point for any additional apparatus
 - If prior to the start of her exercise, a gymnast determines her apparatus is unusable (ex: knots in the ribbon), she may take a replacement apparatus.
 - **Penalty** by the Coordinator Judge: 0.50 point for excessive delays in routine preparation which delay the competition
- 4.2.2. If the apparatus falls and **leaves** the floor area or is unusable (large knot), the use of a replacement apparatus is allowed:
- **Penalty** by the Execution (E) Judge: 0.70 point for loss of apparatus outside the floor area (regardless of distance)/unusable apparatus
 - **Penalty** by the Coordinator Judge: 0.30 point for apparatus leaving the floor area
 - **Line Judge:** must raise a flag for the apparatus crossing the boundary of the floor area; must write down the penalty in the special form and pass it to the Coordinator Judge.

- 4.2.3. If the apparatus falls and leaves the floor area and is returned to the gymnast by an official or member of the public:
- **Penalty** by the Coordinator Judge: 0.50 point for unauthorized retrieval
- 4.2.4. If the apparatus falls but **does not leave** the floor area, the use of a replacement apparatus is not authorized:
- **Penalty** by the Execution (E) Judge: 0.70 point for loss of apparatus
 - **Penalty** by the Coordinator Judge: 0.50 point for use of a replacement apparatus
- 4.3. BROKEN APPARATUS OR APPARATUS CAUGHT IN THE SMALL BEAMS OF THE CEILING**
- 4.3.1. If the apparatus breaks during an exercise or gets caught in the small beams of the ceiling the gymnast or Group will not be authorized to start the exercise over.
- 4.3.2. The gymnast or the Group will not be penalized for the broken apparatus or the apparatus caught in the small beams of the ceiling but will only be penalized for the consequences of various technical errors.
- 4.3.3. In such a case, the gymnast or the Group may:
- Stop the exercise
 - Continue the exercise with a **replacement apparatus**
- 4.3.4. **No gymnast or group is allowed to continue an exercise with a broken apparatus.**
Penalties:
- If the gymnast or the Group stops the exercise, the exercise is not evaluated.
 - If the gymnast or the Group resumes the exercise with a replacement apparatus, the penalties will be the same as for loss of the apparatus and use of a replacement apparatus (see Paragraphs 4.2.2. and 4.2.3.).
 - If the gymnast or the Group continues an exercise with a broken apparatus, the exercise will not be evaluated.
- 4.3.5. If the apparatus breaks at the end of the exercise (last movement) and the gymnast or the Group ends the exercise with the broken apparatus or without the apparatus, the penalty is the same as for "loss of apparatus at the end of the exercise:"
- **Penalty** by the Execution (E) Judge: 0.70 point

5. DRESS OF GYMNASTS

5.1. INDIVIDUAL AND GROUP GYMNASTS

5.1.1. Gymnastics leotard

- A correct gymnastics leotard must be in non-transparent material; therefore, leotards that have some part in lace will have to be lined (from the trunk to the chest).
- The neckline of the front and back of the leotard must be no further down than half of the sternum and the lower line of the shoulder blades.
- Leotards may be with or without sleeves, but dance leotards with narrow straps are not allowed.
- The cut of the leotard at the top of the legs must not go beyond the fold of the crotch (maximum).
- The leotard must be skin tight to enable the judges to evaluate the correct position of every part of the body.
- The leotards of Group gymnasts must be identical (of the same material, style, design and color). However, if the leotard is made of a patterned material, some slight differences due to the cut may be tolerated.

5.1.2 It is allowed to wear:

- Long tights down to the ankles, over or under the leotard.
- A full-length one-piece leotard (unitard) provided that it is skin tight
- The length and colors(s) of the fabric covering the legs must be identical on both legs (the "harlequin" look is forbidden), only the style (cut or decorations) may be different.
- A skirt that does not fall further than the pelvic area over the leotard, tights or the unitard.
- The style of the skirt (cut or decorations) is free, but the skirt must always fall back on the hips of the gymnast (the look of "ballet tutu" is forbidden).
- Gymnasts may perform their exercises with bare feet or gymnastics slippers.
- The hair style must be neat and trim and the make-up clear and light.

5.1.3 Jewellery of all types and piercings, which could jeopardize the security of the gymnast, are not allowed.

- **Penalty** by the Coordinator Judge:

- Dress of the Individual gymnast and of the Group gymnast not conforming to the regulations: 0.30 point.
- Emblem or publicity not conforming to official norms: 0.30 point.

5.1.4. Bandages or support pieces cannot be in colors and must be of a beige color.

- **Penalty** by the Coordinator Judge 0.30 point if this rule is not met.

5.1.5. Every leotard will be checked prior to the entrance of the gymnast in the competition hall. Missing emblems will be submitted for penalty by the Coordinator judge.

6. DISCIPLINE

6.1 DISCIPLINE OF THE GYMNASTS AND COACHES

6.1.1 Individual gymnasts and the six (6) gymnasts of the Group should be present in the competition area only once they have been called either by microphone or by the Coordinator Judge, or when the green light is showing.

- **Penalty** by the Coordinator Judge:

- Early or late presentation by the gymnast or by the group: 0.50 point.
- Gymnast warming up in the competition hall: 0.50 point.
- Group gymnasts communicating verbally with each other during the exercise: 0.50 point.

6.1.2 Individual gymnasts and Groups must enter the floor area with rapid marching without musical accompaniment and establish the start position immediately

- **Penalty** by the Coordinator Judge: 0.50 point if this requirement is not met (Annex)

6.1.3 During the actual performance of the exercise, the coach of the gymnast or group (or any other member of the delegation) may not communicate with their individual gymnast/s, group gymnasts, the musician, or the judges in any manner.

- **Penalty** by the Coordinator Judge: 0.50 point

6.1.4 Wrong Start order

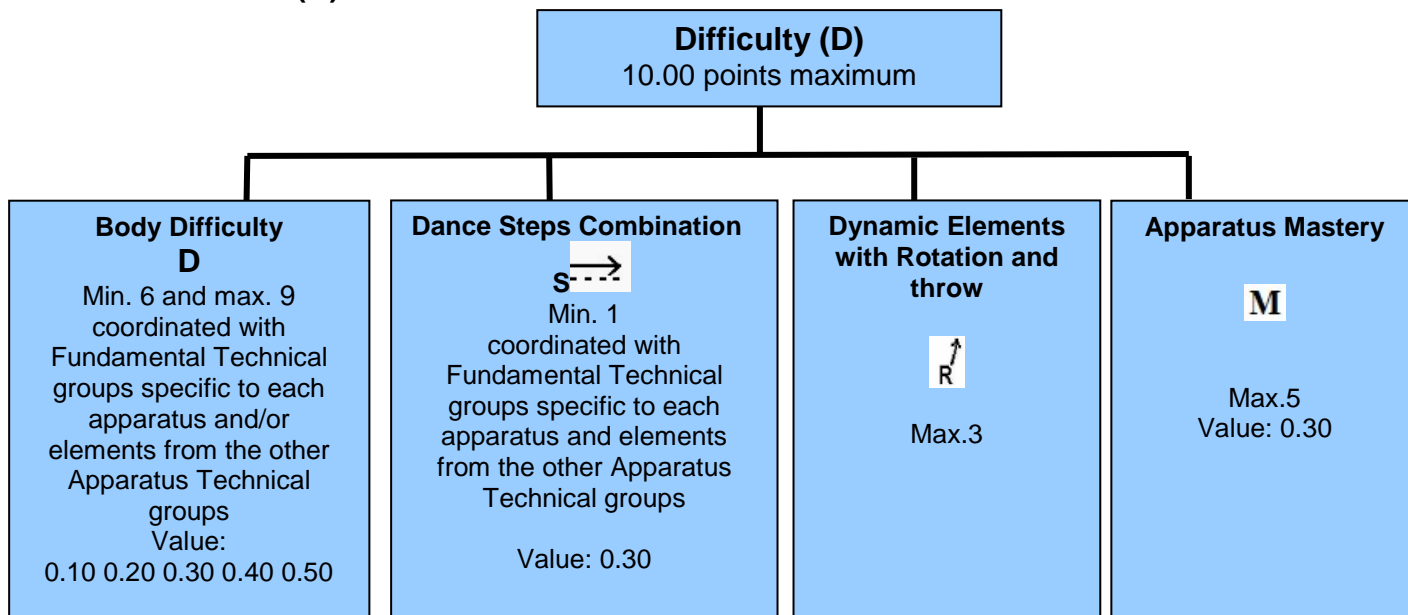
For the wrong start order or wrong apparatus chosen according to the start order the exercise will be evaluated at the end of the rotation. The gymnast will be penalized.

- **Penalty** by the Coordinator Judge: 1.00 point



The total of these penalties will be deducted from the final score

INDIVIDUAL EXERCISES DIFFICULTY (D)

1. **DIFFICULTY (D)** of the Individual exercises consists of:



For official FIG competitions, Difficulty forms must be prepared on the computer. Handwritten forms will not be accepted.

On the official Difficulty form, the composition elements (**D**, , , **M**) must be written in the order of their execution.

1.1 Body Difficulty: the Difficulties from each group of body movements should be present in the exercise (Minimum 2, maximum 4 from each group of body movements): Jumps/Leaps \wedge , Balances \top and Rotations \circ

1.1.1. Each Body Difficulty is counted only once: either isolated or as a part of a Multiple Difficulty or as a part of a Mixed Difficulty (may not be repeated).

1.1.2. Rotation Difficulties: in case of an incomplete number of rotations compared to what was indicated on the official form, the Rotation will be evaluated according to the number of rotations performed.

1.1.3. Multiple Rotation Difficulty (Pivots)

- **All Pivots** count as **1 Difficulty**
- 2 or more Pivots with **different** shapes
- Connected **without heel support**
- Calculation: value of the first Pivot base + value of the second Pivot base (only in the case that the minimum basic rotation in each shape is complete without a technical fault - hop or interruption). **No bonus given for connection.**

Examples:

- Inscription: on the official form after the symbol of each pivot, indicate the number of rotations: ($\circ 1 \circ 2$) = 0.20 + 0.20 = 0.40 point
- In case the gymnast fails to execute the minimum basic rotation in the any of the shapes but correctly executes the minimum basic rotation in the other shape(s), the correctly executed Rotations will be valid.

$$(\cancel{\circ 1} \circ 1) = 0.00 + 0.10 = 0.10 \text{ point}$$

$$(\circ 1 \cancel{\circ 1}) = 0.20 + 0.00 = 0.20 \text{ point}$$

$$(\circ 2 \circ 1) = 0.40 (720^\circ) + 0.10 (360^\circ) = 0.50 \text{ point}$$

- In the case of an interruption in the Rotation (hop), only the value of the Rotations already performed prior to the interruption will be valid.

$$(\circ 1 \cancel{\circ 1}) = 0.20 (360^\circ + \text{hop}) + 0.00 = 0.20 \text{ point}$$

- In the case of a hop(s) during the connection, the value of complete Rotations already performed up to the hop(s) will be valid.

- **Penalty** by judge (**E**): 0.30 point for the hop

$$(\text{♩} 2 + \text{hop} + \text{♩}) = 0.40 + 0.00 = 0.40 \text{ point}$$

1.1.4. Multiple Rotation Difficulty (“Fouetté”)

- Counts as **1 Difficulty**
- 2 or more **identical or different** shape “Fouetté” connected **with heel support (no bonus given for connection)**
- It is possible to perform 2 or more identical shapes one time **or different “Fouetté” shapes combined** one time (**0.10 for connection is not added**)
- In the case of a slide(s) during the “Fouetté”, Difficulty is valid with an **E Penalty**, slide(s) – 0.10 point

Examples:

- $(\text{♩} 221) = 0.50 \text{ point}$
- $(\text{♩} 111) = 0.60 \text{ point}$
- $(\text{♩} 11 \text{ ♩} 2) = 0.60 \text{ point}$
- $(\text{♩} 11 \text{ ♩} 11 \text{ ♩} 1) = 0.80 \text{ point} \rightarrow 0.60$ (the same shape must be executed consecutively before changing into the next shape, not alternating shapes)
- $(\text{♩} 11111)$: For “Fouetté” with the leg in horizontal positions: it is possible for the gymnast to perform various shapes in horizontal within the same “Fouetté”, but each form must be performed consecutively and not alternating shapes

1.1.5. Mixed Difficulty

- 2 or more different Difficulties from the same or different groups of body movements
- **Each component counts as 1 Difficulty**
- Connected:
 - without intermediary step (\wedge),
 - with or without heel support (T),
 - in case of Rotation (♩) either with plie-releve or from releve to flat foot, or another part of the body, depending on the type of Rotation
- **Each connection without interruption: + 0.10 point**

Example: ($\wedge + \wedge$) or ($\text{T} + \text{T}$) or ($\text{♩} + \text{♩}$) or ($\wedge + \text{T}$) or ($\text{T} + \text{♩}$) or ($\wedge + \text{♩}$) etc.

Example: ($\text{♩} 1 + \text{T} 1$) = 0.40 + 0.40 + 0.10 for connection = 0.90 point

- In case the gymnast fails to execute one of the Difficulties that composes the Mixed Difficulty, the remaining Difficulties which are correctly executed are counted but the 0.10 point for the connection(s) is subtracted.

Example: ($\text{♩} 1 + \text{T} 1$) = 0.00 + 0.40 + 0.00 for connection = 0.40 point

- In case the gymnast performs each Difficulty correctly but performs the connection with a technical fault (hop or interruption), both Difficulties are valid but the 0.10 point for the connection(s) is subtracted.

Example: ($\text{♩} 1 + \text{hop} + \text{T} 1$) = 0.40 + 0.40 + 0.00 for connection = 0.80 point

1.1.6. «Same shape»:

- An identical relation between the trunk/legs/hands during the entire development of the Difficulty.
- A **repetition of the same shape** - regardless of the presence/absence of rotation, or walkover, or the number of body rotations, or slow turn, or body wave— **is not counted**.

Exception: in the case of a series (maximum 3) of the same Leaps/Jumps and identical Rotation Difficulties (Pivots) connected with heel support.

1.1.7. A Body Difficulty is valid if executed:

- **With a minimum of 1** Fundamental Technical element specific to each apparatus and/or an element from the Other Technical apparatus groups **during**:
 - **the isolated Difficulty**
 - each component of a **Multiple Rotation Difficulty (Pivots)** and each component of a **Mixed Difficulty**
 - if the apparatus technical element is executed with a major alteration of the basic technique, the Body Difficulty is not valid
 - ❖ During every three “Fouettés” in a Multiple rotation, one different Fundamental technical element or element from the Other Technical apparatus groups is required
 - ❖ During every three illusions, one different Fundamental technical element or element from the Other Technical apparatus groups is required
- **Without** one or more of the following **serious Technical faults**:
 - Major alteration of the basic characteristics specific to each group of body movements
 - Loss of the apparatus during the Difficulty, including 1 or 2 Clubs
 - Loss of balance during the Difficulty with support on the hand(s) or apparatus or fall
 - Static apparatus

1.1.8. Any Difficulty performed with a value lower than entered on the form will not count

- Exception Rotation difficulties: in cases of incomplete rotations compared to the amount of rotations indicated on the form, the Difficulty is evaluated according to the number of executed rotations.
- Difficulties executed with a higher value will maintain the value indicated on the form.
- Any Difficulty executed with greater amplitude than required by the definition of the corresponding

Difficulty will not change the value of the Difficulty.

1.1.9. In an exercise a gymnast may perform only **one** Difficulty with “Slow Turn” in “relevé” or on flat foot. Value: 0.10 point for flat foot / 0.20 point for “relevé” + Difficulty element value (see Table 1.9.2 p.20).

- The “slow turn” is not allowed on the knee, on the arms, or in the “Cossack” position.

1.1.10. Pre-acrobatic elements with body rotations **such as walkovers and rolls** and/or full body waves performed either standing or on the floor (which are not Difficulties listed in the table) can be added before or after the Difficulties under the condition that these elements must end in the corresponding Difficulty or must begin immediately at the end of the Difficulty without any interruption. In these cases the symbol (⌚) and wave (⌚) are added **before and/or after** the symbol of the Difficulty.

Value: 0.10 point + Difficulty element value

- **Repetition** of the same body rotation element **is not allowed**.
- In case the gymnast repeated the same ⌚ or ⌚ ; or did not correctly execute ⌚ or ⌚ , the Difficulty is valid but the value of the added element (+0.10 point) is cancelled.

1.1.11. A Difficulty is in connection with a throw of the apparatus:

- if the apparatus is thrown at the beginning, during, or towards the end of the Difficulty
- if the apparatus is caught at the beginning, during, or towards the end of the Difficulty
- in the series of 3 Leaps Difficulties, it is possible to perform the throw of the apparatus on the first leap and catch of the apparatus on the 3rd Leap. The second Leap which is performed under the flight of the apparatus (without a Technical element of the apparatus) is counted as a Difficulty.

1.2. Dance Steps Combination S $\overset{\rightarrow}{\dashrightarrow}$ Value 0.30 point: continuous connected dance steps (from ballroom, folklore, modern dance, etc.) showing different rhythmical patterns with the apparatus in motion during the entire combination and performed:

- During a minimum of **8 seconds** in accordance with the **tempo and rhythm of the music**.

- To convey the character and emotional response of the music through body and apparatus movements
- The actual dance steps must have variety in the levels, directions, speed and modalities of movement according to the tempo, rhythm, musical character and accents
- The transitions from one movement to another should be logical and smoothly connected, without unnecessary stops or prolonged preparatory movements in accordance with the tempo, rhythm, musical character and accents
- With partial or complete traveling
- With a minimum 1 Fundamental apparatus group
 - ❖ It is possible to perform body Difficulties of value 0.10 (not declared), Mastery or pre-acrobatic elements if they do not interrupt the continuity of the dance. They are calculated within the 8 seconds.
 - ❖ It is possible to include throws (small, medium, large) during the dance step if it supports the idea of the dance, or helps increase amplitude and dynamism in the movement, or for the purpose of performing part of the dance steps under the flight, as long as there is a minimum 1 Fundamental apparatus group present (no DER)
- Dance Steps will not be valid with:
 - fall of the gymnast or loss of the apparatus
 - missing a minimum 1 Fundamental apparatus element
 - less than 8 seconds of dance
 - the entire combination performed on the floor (only partially is possible).

Note: small technical faults of 0.10 point are penalized by the **E** Judges and the Dance Steps Combination is valid.

























1.3. Fundamental and Other Apparatus Technical Groups

- Performance of Fundamental Technical groups of apparatus work **must be predominant in the exercise (minimum 50%)**.
- **Penalty** by Judge (**D**): 0.50 point for absence of Fundamental Group predominance
- Apparatus technical elements are not limited but cannot be performed identically during body difficulty (except for during the series of jumps/leaps and pivots).

Examples :

- Circles and “figure eight” executed on different planes and/or amplitude
- Unstable balance of Clubs executed on various parts of the body
- Rolls of Clubs and Ribbon stick on different parts of the body
- On the official Difficulty form the coach must indicate the number of Fundamental Technical Groups (F) and Other groups (O) for the judge to verify.

1.3.1. Summary Table of Fundamental Technical Groups specific to each apparatus and Other Apparatus Technical Groups

Apparatus	Fundamental Apparatus Technical Groups	Other Apparatus Technical Groups	
	 Passing through the Rope with a Jump/Leap or Rope turning forward, backward, or to the side	 <ul style="list-style-type: none"> Series (min. 3) of rotations, Rope folded in two One rotation of the open, stretched Rope, held by the middle or by the end  Small throw and catch	
	 Passing through the Rope with series (min.3) of small hops, Rope turning forward, backward, or to the side		
	 "Echappé"		
	 Spirals (double or more rotations of the Rope's end during "Echappé")		
	 <ul style="list-style-type: none"> Figures eight or "sail" movement with ample movement of the trunk (Rope held in two hands) Large circles (Rope held in two hands) 		
	 Catch of the Rope with one end in each hand		
	 Passing through the Hoop with the whole or part of the body	 Passing over the Hoop with the whole or part of the body	
	 Roll of the Hoop over minimum 2 body segments  Roll of the Hoop on the floor		 Small throw and catch
	 <ul style="list-style-type: none"> Series (min. 3) of rotations around the hand One free rotation around a part of the body 		
	 Rotations of the Hoop around its axis: <ul style="list-style-type: none"> One free rotation between the fingers One free rotation on the part of the body Series (min.3) of rotations on the floor 		
	 Roll of the Ball over minimum 2 large body segments  <ul style="list-style-type: none"> Large (min 1 meter) roll of the Ball on the floor Series (min 3) of small rolls of the Ball on the floor 		 <ul style="list-style-type: none"> "Flip-over" movement of the Ball Rotations of the hand(s) around the Ball Series (min.3) of assisted small rolls Roll of the body over the Ball on the floor "Trust"/push of the Ball from different parts of the body
 Bounces: <ul style="list-style-type: none"> Series (minim.3) of small bounces (below knee level) One high bounce (knee level and higher) Visible rebound from a part of the body 	 Small throw and catch		
 Figures eight of the ball with circle movements of the arms (circumduction) and ample movement of the trunk			
 Catch of the Ball with one hand			

	Mills: at least 4 small circles of the Clubs with time delay and by alternating crossed and uncrossed wrists/ hands each time	<ul style="list-style-type: none"> • Free rotations of 1 or 2 Clubs on the part of the body or on the floor • Rolls of 1 or 2 Clubs on the part of the body or on the floor • Rebound of 1 or 2 Clubs from the body • "Sliding" • Tapping (min 1) • "Trust"/push of the Club(s) from different parts of the body
	Series (min.3) of small circles with both Clubs	Series (min. 3) of small circles with 1 Club
	The asymmetric movements of 2 Clubs must be different in their shape or amplitude and in the work planes or direction	Small throw and catch of 1 Club
	Small throws and catches with rotation of 2 Clubs together simultaneously or alternating	Throws or catches of 2 Clubs, simultaneous Throw or catch of 2 Clubs, asymmetric "Cascade" throws (double or triple)
	Spirals (4-5 waves), tight and same height Spirals on the floor	"Boomerang" (in the air or on the floor)
	Snakes (4-5 waves), tight and same height Snakes on the floor	<ul style="list-style-type: none"> • Rotational movement of the Ribbon stick around the hand • Roll of the Ribbon stick on the part of the body • Rebound of the stick from the part of the body • Wrapping • Movement of the Ribbon around a part of the body created when the stick is held by different parts of the body (hand, neck, knee, elbow) during body movements or Difficulties with rotation (not during "Slow Turn")
	Passing through or over the pattern of the Ribbon	
	"Echappé"	
	Small throw and catch	
Note: small throw – close to the body		
Note: <u>Criteria</u> for DER and Mastery that represent a Fundamental element below may be used in the Fundamental calculation		

1.3.2. Summary table of Other Apparatus Technical Groups Valid For All Apparatus

	Throws or catches Medium throw – one to two heights of the gymnast Large throw – more than two heights of the gymnast
	Apparatus handling (apparatus in motion): <ul style="list-style-type: none"> • Figure 8 with ample body movement (not for Rope and Ball) • Large circles (for Rope folded or open in one hand, Mills) • Transmission of the apparatus around any part of the body or under the leg(s)
	Unstable balance on the part of the body

1.3.3. Unstable Balance of Apparatus:

- The apparatus is held without the help of the hand(s) on a small surface of the body segment (neck, foot, back of the hand) or with a difficult body-apparatus relationship with risk of loss of the apparatus (including the Ball on the open hand during a Rotation Difficulty)
- The apparatus cannot be squeezed by any part of the body in order to be considered an unstable balance

Exceptions:

- Ball and Club(s) can be held (squeezed) behind the back during body movements with rotation or Difficulty with rotation (during "Slow Turn" not allowed).
- Rope (open or folded in half) and stick of Ribbon stick balanced behind the back (not squeezed) during body movements with rotation or Difficulty with rotation

1.3.4. Static Apparatus

- The apparatus is held firmly or squeezed by one/two hands
- The apparatus is held firmly or squeezed by one or several parts of the body during more than one body movement
- The apparatus is held for a preparation movement for the Difficulty and the Difficulty itself or two Difficulties in a row.
- Apparatus used as decorations (for Individual and Group): it is possible to perform original, aesthetic, and different choreographic elements, provided that these elements be very brief and do not create a break in the continuity of the movements of the apparatus (up to a maximum of 3 times within each composition and no more than 4 body movements without the apparatus).
- **Penalty** by the Execution (E) Judge: 0.30 point for static apparatus or for decorative elements not conforming to the norms.

1.4. Dynamic elements with Rotation and throw - DER (R) consist of the throw of the apparatus and:

- Minimum 2 rotations of the body without interruption around any axis during the throw, flight or catch of the apparatus
- A loss of visual control of the apparatus
- With or without passing to the floor
- **Catch** of the apparatus **during or at the end of the rotation(s)**. In case of a technical fault 0.10 during the catch (incorrect catch, 1-2 steps etc.), the DER is valid and **E** penalty is applied.

1.4.1. The value of the dynamic elements with rotation (R) can be increased with the following conditions:

- type of the throw (**each type of throw must be different**)
- number of body rotations during the throw or flight or catch of the apparatus
- type of the catch during or at the end of the final rotation

1.4.2. Base Value and Criteria of R

Base value	Criteria
R 2 = 0.20	2 dynamic elements with body rotation
R 3 = 0.30 or more (R 4, etc.)	3 or more dynamic elements with body rotation (+ 0.10 for each additional rotation)

1.4.3. Additional Criteria for R :

- Additional criteria may be performed during the throw and/or catch of the apparatus and/or during the body rotation (see Summary Table of Additional Criteria)
- For each additional criteria, the base value of the R is increased by 0.10 point.
- The value of the R is determined by the number of rotations (minimum 2 without interruption) performed and criteria correctly executed.
- On the official Difficulty form, the total number of rotations intended and the symbols for the additional criteria will be declared:

Example: R 3 ~~+~~ ~~+~~ = 0.50

Example: ~~+~~ ~~+~~ R 2 ~~+~~ = 0.50

1.4.4. Summary Table of Additional Criteria for R^{\uparrow}

Additional Criteria R^{\uparrow}	
	Change of body rotation axis under the throw or during the catch of the apparatus
	Outside of visual control during the throw/catch
	Without the help of the hands during the throw/catch
	Change of level (two levels: flight/standing and floor)
	Passing through the apparatus during throw/ catch
Specific throws of the apparatus	
	With rotations around its diameter; on horizontal or vertical plane
	Oblique plane
	Throw of 2 Clubs
	Asymmetric throw of 2 Clubs Mixed catch of Rope/Clubs
	Throw and/or catch under the leg/legs
	Throw after bounces on the floor, after rolling on the floor, etc.
	Clubs: throws in cascade (alternating: two clubs must be in the air simultaneously during some part of the cascade).
	Open Rope
Specific catches of the apparatus	
	Direct catch in a roll
	Direct re-throw / re-bound
	Direct catch in rotation
	Catch of the Ball with one hand
	Catch of the Rope with one end in each hand

1.4.5. It is possible to use Body Difficulties with Rotations only of a value of 0.10 point in R^{\uparrow} , Mastery; Exchanges and Collaborations for Group without writing them on the official Difficulty form and without taking them into consideration during the calculation of the total value of Body Difficulty.

- During throw or catch of the apparatus in DER it is possible to use Body Difficulty with Rotation (Jumps/Leaps and Rotations of 180 degrees and more) of a value **more than 0.10 point** with taking them into consideration during the calculation of total number of rotations in DER. This Body Difficulty must be declared

1.4.6. Rotation element Chainée can be used only once as a part of R^{\uparrow} isolated or in a series.

- For repetition of Chainée during R^{\uparrow} , the R^{\uparrow} with repetition is not valid.

1.5. Pre-acrobatic elements (Individual and Group exercises): can be performed **once** in an exercise:

- As a part of a Body Difficulty with different rotation techniques
- All pre-acrobatic elements must be performed without a stop position or with a very short stop during a catch of the apparatus
- The same pre-acrobatic element can be performed as a part of R^{\uparrow} , isolated or in a series of 2 or more elements **or** as part of Collaboration **or** Exchanges in the Group exercise
- The pre-acrobatic element that was performed in a series cannot be performed once more in isolation as part of R^{\uparrow} and/or as part of Collaboration in the Group exercise. The R^{\uparrow} or the Collaboration with repetition is not valid.

Note: the same pre-acrobatic element can be performed one time added to a Body Difficulty and one time in DER /Mastery for Individuals and one time in DER /Collaboration for Groups.

1.5.1. Only the following groups of pre-acrobatic elements are authorized:

- Forward, backward and side rolls without flight
- Walkovers forward, backward, cartwheels without flight
- Walkovers performed with different types of support (on the chest, on the shoulders, on the hand(s)) and/or techniques are considered as different pre-acrobatic elements
- «Chest roll/Fish - flop»: walkover on the floor on one shoulder with passing through the vertical of the stretched body



- “Dive Split Leap”: leap with trunk bent forward followed directly by one or more rolls is valid for $\overset{\uparrow}{R}$ (Dynamic element with Rotation)

- It is possible to use the criteria «change of level» \lrcorner for the Dive Split Leap during $\overset{\uparrow}{R}$

Example: “Dive Split Leap” followed directly by another 2 rolls = $\overset{\uparrow}{R}$ 3 (3 Dynamic elements with Rotation)

1.5.2. The following elements are authorized but not considered as pre-acrobatic elements:

- Dorsal support on the shoulders
- Side or front splits on the floor, without any stop in the position
- Support on one or two hands or on the forearms without any other contact with the floor, without walkover/cartwheels and without stopping in the vertical position

1.5.3. All groups of authorized pre-acrobatic elements may be included in the exercise on the condition:

- that they are coordinated with a technical element of the apparatus
- the gymnast should be in contact with the apparatus in the beginning, in the end or during the element

1.6. Apparatus Mastery (M) and Originality (O)

1.6.1. General requirements:

- Consists of extraordinary apparatus elements (such elements are unique because they are not performed on a regular basis as standard apparatus movements for rhythmic gymnastics)
- The Mastery will not be valid in case of an incompleteness of the declared element (base + criteria).
- If there are technical faults, the Mastery element is not valid
- Elements combinations of each Apparatus Mastery **must be different**:
On the official Difficulty form Mastery is identified as **M** Base (criteria) = 0.30

- Consists of:

- Minimum 1 BASE: Fundamental and/or Other Apparatus Technical Groups (refer to 1.3.1. Table) + a minimum 2 criteria. Example: M \downarrow (\uparrow \downarrow)








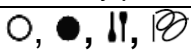












OR

- 2 Bases + minimum 1 criteria. Example: M \uparrow \downarrow (\uparrow)

1.6.2. Apparatus Mastery elements **can also be performed during**:


- Body movement Difficulty (D)
- Dance steps combination S \rightarrow

1.6.3. Table of Mastery Criteria: Examples

	Without visual control
	Without help of the hand(s)
	<ul style="list-style-type: none"> • Double rotation through the  during jumps/leaps or skips/hops • Very fast rotations of the Club(s) during the flight
	With body rotation (180 degree and more)
	Transmission without the help of the hands with at least 2 different body parts
	2 or 3 large rolls of the apparatus over different body segments 
	Large roll over different body segments in a position on the floor
	Direct catch with rolling of the apparatus on the body 
	Direct catch with passing through the apparatus 
	Direct catch of the apparatus in rotation 
	<ul style="list-style-type: none"> • Asymmetrical throw of 2 Clubs • Mixed catch  • Cross of the arms during leaps/jumps or skips/hops
	<ul style="list-style-type: none"> • Throw and/or catch under the leg/legs • Technical apparatus movements performed under the leg/ legs during rotation (mills, spirals, rotations of the hoop etc.)
	Re-throw
	Throw of the open, stretched Rope

Note: In addition to the table above, it is also possible to use the criteria of “Specific throws and catches” in #1.4.4 for Mastery.

1.6.4. Original Apparatus Elements for Individuals and Groups: (0.40)

- All Original Apparatus Elements must be declared at the latest 2 months before the World Championships in order to be evaluated by the Technical Committee.
- Before the World Championships the concerned National Federation will be required to submit a video of the Original Apparatus Elements to the FIG and the descriptive text in 2 languages (French and English), with drawings of the Element.
- Gymnasts or Groups who do not participate in the World Championships will have the possibility to submit to FIG a video of the Original Apparatus Element for evaluation.
- The approved Originality will be valid for the specified apparatus submitted by the concerned gymnast or Group for the duration of the Olympic cycle; it is possible for any gymnast or Group to perform the same element without the Originality bonus of +0.40.
- The symbol  must be written in the official form **D** before the Original element

1.6.5. Acceptance of New Body Difficulty Elements

New Body Difficulties not presently executed or which do not exist in the Tables of Body Difficulties should be submitted to the FIG RG Technical Committee (TC).

- In order to be recognized as a new Body Difficulty element and for the TC to recognize the value of Difficulty, the element must be successfully performed (*without a fault*) for the first time at an FIG Official Competition:
 - World Championships
 - Olympic Games
 - Youth Olympic Games
- No element will be awarded if there is more than one gymnast who has performed it for the first time.
- The new elements must be presented no later than 2 months before an FIG Official Competition. The request for evaluation of the element must be accompanied with the descriptive text in 2 languages (French and English), with drawings of the element and DVD or electronic link.
- The decision will then be communicated as soon as possible in writing to the
 - Federation concerned and

– Judges at the Judges' Review Session (*Instruction*) or Judges' Briefing before the respective competition.

e) New Body Difficulties will appear for the first time in the Code of Points only when they have been submitted, confirmed and performed at an Official FIG Competition.

1.7. Difficulty score (D): The (D) Judge evaluates the Difficulty of the exercise in the following way:

- Evaluate all the Body Difficulties (max.9) in their order of performance, verify they are performed in a valid way
- Add, in case of necessity, the non-declared body Difficulties on the official Difficulty form.
- Verify the execution of a minimum 1 Dance Steps Combination **S** →→
- Verify the execution of a maximum 3 dynamic elements with Rotation **R** ↑
- Verify the Apparatus Mastery (**M**), maximum 5
- Verify the predominance (50%) of the Fundamental Groups
- Apply the corresponding score
- Deduct the penalties

1.8. Penalties by the D Judges

Penalties	0.30	0.50
	<ul style="list-style-type: none"> • Form/ exercise consists of less than 2 Difficulties of each Body Group, penalty for each missing Difficulty • Form/exercise consists of more than 4 Difficulties of each Body Group, penalty for each Difficulty above the number of the authorized Difficulties (All Difficulties, in the order of their execution above norms, are cancelled) 	For absence of Fundamental groups predominance (less than 50%) More than 9 Difficulties declared (only the first 9 Difficulties executed will be counted) Form/exercise is missing 1 Dance Steps Combination S →→
	For incorrect calculation (one time) of: <ul style="list-style-type: none"> • Total value of all the Difficulties • Value of each Difficulty component: D, R ↑, S →→, M 	Form/exercise has more than 3 Dynamic Elements with Rotation R ↑
	More than one "slow turn" Difficulty per exercise	More than 5 Mastery (M) elements declared
	For each Difficulty performed but not declared on the official form. Except Difficulty with value 0.10 : <ul style="list-style-type: none"> • With rotation used in DER and Mastery • With or without rotation used in Dance Steps 	More than one exercise with music with voice and words D Form without specifying which exercise uses music with voice and words

1.8.1. If the symbol of Body Difficulty or Apparatus Technical element is written incorrectly, or a Body Difficulty is repeated, or Apparatus Technical element performed identically during Body Difficulties, the Difficulty is not counted (**no Penalty**).

1.8.2. If the exercise accidentally stops for a long time (serious execution fault) and the gymnast has no time to perform the elements declared on the form, there is no penalty for missed Difficulties.

1.8.3. In case there is a difference between the textual description of the Difficulty and the drawing in the table of Difficulties, the text prevails.

1.9. Difficulty Tables

1.9.1. Table of Jumps/ Leaps Difficulties (∧)

1.9.1.1. Basic characteristics:

- **defined** and **fixed shape** during the flight
- height sufficient to show the corresponding shape

1.9.1.2. For all jumps/leaps which do not have in the base ring, back bend, rotation 180°: ring +0.10; back bend +0.20; rotation 180° or more +0.20.

- In this case the following symbol should be added to the symbol of the existing leap: ring \angle , back bend \frown , rotation 180° or more \cup .

Examples: — (0.20) + rotation 180° = $\text{—}\cup$ (0.40); — (0.50) + ring = $\text{—}\angle$ (0.60); — (0.50) + back bend = $\text{—}\frown$ (0.70); $\text{—}\cup$ (0.40) + back bend = $\text{—}\frown\cup$ (0.60)

- The following criteria can be added to the base of jumps (№ 9, 10): passing with bent legs in split - 0.10 ($\text{—}\text{Z}$); passing with straight legs in split - 0.20 ($\text{—}\text{Z}$)

Examples: — (0.20) + passing with bent legs in split (0.10) = $\text{—}\text{Z}$ (0.30); — (0.20) + passing with straight legs in split (0.20) = $\text{—}\text{Z}$ (0.40)

1.9.1.3. It is possible to perform any jump/leap with take-off from 1 or 2 feet; the value will be the same and these will be considered the same difficulty (except #9)

	0,10	0,20	0,30	0,40	0,50
1. Vertical Jumps with rotation of the body on 180°, as well as 360°	<p>180° side, backwards, 360°</p>	<p>360°</p>			
2. «Cabriole» (forward, side, backwards); arch					
3. «Scissor» Leaps with switch of legs in various positions; in ring	<p>At the horizontal</p>	<p>Above horizontal (forward, backward)</p>			
4. Pike jump. Straddle jumps.					
5. «Cossack» Legs in various positions; in ring			<p>(take-off and landing on the same foot)</p>		
6. Ring					





	0,10	0,20	0,30	0,40	0,50
7. «Fouetté» Legs in various positions					
8. "Entrelacé". Legs in various positions					
9. Split and stag leaps in: ring; with back bend; with trunk rotation. These Jumps/Leaps, performed with take-off from 1 or 2 feet, are considered as different Difficulties. In case of take-off from 2 feet, the symbol ↑ should be added below the Jump symbol					
10. Turning split leaps - legs in various positions, according criteria					
11. «Butterfly»					


1.9.2. Table of Balance Difficulties (T)

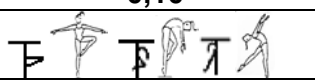



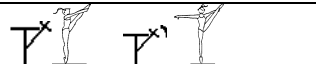
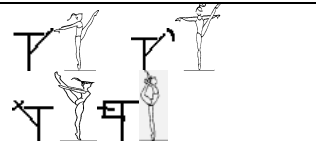







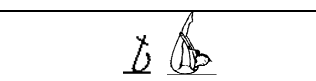
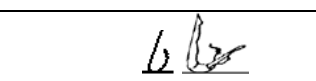
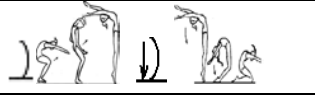


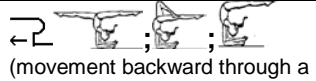
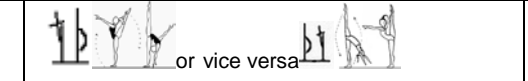


1.9.2.1. Basic characteristics:

- **defined and clearly fixed shape (stop position)**
- executed on the toes, flat foot, or different parts of the body

1.9.2.2. Slow turn:

- It is possible to perform only **one slow turn on “relevé” or on flat foot**. The value of the balance is determined by adding 0.10 point for the flat foot / 0.20 point for “relevé” to the base value of the balance for 180 degree slow turn or more during the difficulty. The following symbol is added to the symbol of the existing balance:  or  (Example: , )
- In case slow turn is not correctly performed during the Balance Difficulty, the value of Difficulty + slow turn value will not be valid.
- **It is not authorized to perform a slow turn on the knee, on the arms, or in the “Cossack” position**

1.9.2.3. Difficulties #2 & #3 may be performed on flat foot. The value is reduced by 0.10 and the balance symbol should include an arrow down (Example:  =0.40 points)

	0,10	0,20	0,30	0,40	0,50
1. “Passé”. Free leg below horizontal with body bent forward or backward					
2. Free leg at the horizontal in different directions, body bent forwards, backwards, sideways					
3. Free leg high up in different directions; body at the horizontal level or below, with or without help					
4. Fouetté (min. 3 different shapes without help of the hands, on “relevé” (every time with heel support) with a minimum of 1 turn of 90° or 180°). Each Balance shape must be clearly fixed.			 Fouetté Leg at the horizontal for 2 shapes min. + min 1 turn		Fouetté:  Leg above horizontal for 2 shapes min.+ min 1 turn
5. “Cossack:” free leg at: horizontal level; high up; with gymnast changing level					
6. Balances with support on various parts of the body					
7. Dynamic balance with full body wave					
8. Dynamic balance with or without leg movement with support on various parts of the body.	 (movement forward into elbow stand)	 (movement backward through a bridge into elbow stand)		 or vice versa  half turn of the body	 half turn of the body

1.9.3. Table of Rotation Difficulties (o)

1.9.3.1. Basic characteristics

- **minimum basic rotation of 360°** (except rotation #3 ↓↓, ↱, ↻)
- **defined and fixed shape** during the entire rotation
- executed on the toes (Pivot), flat foot, or on the support of different parts of the body

1.9.3.2. Additional rotations:

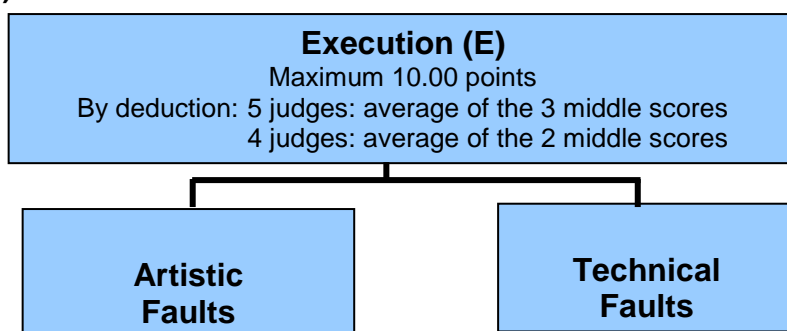
- Each additional rotation **on releve** of 360° increases the level of the Difficulty by the base value for isolated and Multiple Rotation Difficulties and as part of Mixed Difficulties
- Each additional rotation of 360° on **flat foot or another part of the body** increases the level of the Difficulty by 0.20 point (except rotation #7 ↻)
- Rotations with **back bend of the trunk** (#3, value 0.40 and 0.50): different starting positions ("Start standing", «Start from the floor») require different techniques; therefore, these Rotations are considered to be different. It is possible to perform 1 time per exercise Rotation from "Start standing" position, 1 time - «Start from the floor» position regardless of the chosen base rotations (180°/360°).
- **For possible change of gymnast's level** (support leg bending progressively, return to stretch position) **+ 0.10 point for each**. In this case it's necessary to add an arrow (arrows) specifying a direction of change of gymnast's level to the right of a symbol.

Examples (the first shape determines the base value): ↻ ↓ support leg bending progressively; ↻ ↑ support leg return to stretch position; ↻ ↓ ↑ support leg bending progressively and return to stretch position

	0,10	0,20	0,30	0,40	0,50
1. "Passé". Free leg below horizontal, body bent forward or backward; Spiral turn with wave ("tonneau")					
2. Free leg straight or bent on the horizontal level; body bent on the horizontal level.					
3. Free leg high up with or without help; body bent on the horizontal level or below horizontal					
4. «Cossack» (free leg on the horizontal level); body bent forwards.					
5. «Fouetté»					
6. "Illusion" forward, side, backwards; Spiral turn with full body wave; "penché" rotation					
7. Rotation on various parts of the body					

INDIVIDUAL EXERCISES EXECUTION (E)

2. EXECUTION (E) of the Individual exercises consists of:



2.1. Artistic Components

2.1.1. Unity of Composition

- 2.1.1.1. The main objective is to create an artistic image, expressed through the body and apparatus movements and the character of the music.
- 2.1.1.2. The character of the music should define the guiding idea/theme of the composition, and the gymnast must convey this guiding idea to the audience from the beginning to the end of the exercise.
- 2.1.1.3. The composition should be developed by the technical, aesthetic and connecting elements, where one movement passes smoothly into the next, including contrasts in the speed/intensity (dynamism), amplitude and levels of the movements, performed in relationship with the music.
- 2.1.1.4. **A.** The composition should not be a series of disconnected Body Difficulties or apparatus elements, but the transitions from one movement to another should be logical and smoothly connected, without unnecessary stops or prolonged preparatory movements before body or apparatus elements.
B. Movements of both the body and apparatus during the Dance Steps Combinations must show variety in the following:
 - Planes of the apparatus
 - Levels of the body and apparatus movement
 - Directions in the steps and apparatus movements
 - Speed in the body and apparatus movements in harmony with the music
 - Modalities of handling the apparatus and of moving the body through the Dance Steps
- 2.1.1.5. In the beginning and in the end of the exercise the gymnast has to be in contact with the apparatus. The position of the gymnast in the beginning of the exercise has to be justified and used for the initial movement of the apparatus. Start and final positions should not be extreme

2.1.2. Music and Movement

- 2.1.2.1. There should be a total correlation between the movements and the music, performed by:
 - The contrast of movements in accordance with the **tempo, rhythm and music accents**
 - The ability to express the character and emotional responses to the music through body movements and continuous apparatus work
- 2.1.2.2. An exercise which is connected to the music only in the beginning and the end is considered as the use of a "background music."

2.1.3. Body Expression is characterized by:

- A synthesis of strength, beauty and elegance of movements
- Participation of all body segments in movement (head, shoulders, trunk, hands, arms, legs)
- The facial expressions must also communicate the theme of the music and the message of the composition
- Variety in the speed and intensity (dynamism) of the gymnast/apparatus movements, which should reflect the dynamism of the movement

2.1.4 Use of Space (variety): The floor area must be used completely:

- Different **levels** (gymnast in flight, standing, on the floor, etc.)
- Variety of **directions/trajectories** of body/apparatus movements (forward, backwards, etc.)
- Variety in the **modalities** of travelling
 - **Penalty** by the Execution (E) Judge: 0.30 point for lack of variety in the use of the floor area levels, directions/trajectories of body/apparatus movements and modalities of travelling

2.2. Technical Faults

2.2.1. Right/ Left hand work (50% of the apparatus movements)

- Should be evenly distributed in the exercise
- Individual exercise: for Hoop, Ball, and Ribbon.
- Not required for Group exercise
- Lack of balance between Right/Left hand work
 - **Penalty** by the Execution (E) Judge: 0.30 point

2.3. Execution Penalties (Artistic and Technical)

Penalties	0.10	0.30	0.50 or more
Artistic Faults			
Unity of the Composition	Interruption in the logical connections between movements (0.10 each time)	Unjustified or extreme start or final position	Absence of unity between the connections and continuity during a part of the exercise
	Lack of variety in the body and apparatus movements during the exercise (Dance Steps Combinations, connecting elements etc.)		Absence of unity between the connections and continuity during all of the exercise (the entire exercise is a series of disconnected elements) (1.00)
Music - movement	Absence of harmony between the rhythm and the character of the music and the movements, isolated occurrences (0.10 each time)		Absence of harmony between the rhythm and the character of the music and the movements during a part of the exercise
			Absence of harmony between the rhythm and the character of the music and the movements during all exercise-entirely lacking rhythm and character (1.00)
Body Expression	Isolated segmentary movements	Absence of body and facial expression in the majority of the exercise	Total absence of body (segmentary movements) and facial expression
		Lack of variety in the speed and intensity during the whole exercise (dynamism)	
Use of space (variety)		Lack of variety in the use of the floor area, levels, directions/ trajectories of body/apparatus movements and modalities of travelling	

Penalties	0.10	0.30	0.50 or more
Technical Faults: each fault must be penalized every time			
Music		Absence of harmony between music-movement at the end of the exercise due to a loss of the apparatus: 0.30 + loss of the apparatus	Absence of harmony between music-movement at the end of the exercise
Body movements			
Generalities	Incomplete movement		
	Travelling without throw: adjusting the body position on the floor		
Basic technique	Body segment incorrectly held during a movement (each time, up to a maximum of 1.00 point)		
	Loss of balance: additional movement without travelling	Loss of balance: additional movement with travelling	Loss of balance with support on one or both hands or on the apparatus Total loss of balance with fall: 0.70
		Static gymnast *	
Leaps/Jumps	Lack of amplitude in the shape; heavy landing		
Balances	Lack of amplitude in the shape; Shape neither fixed nor held		
Rotations	Lack of amplitude in the shape; Shape neither fixed nor well-defined		
	Support on the heel during a part of the rotation when performed in "relevé"	Axis of the body not at the vertical and ending with one step	
	Travelling (sliding) during the rotation	Hops during the rotation or interruption	
Pre-acrobatic Elements	Heavy landing	Unauthorized technique	

***Static gymnast: the gymnast should not remain static (motionless) if at any moment she is not in contact with the apparatus (for example: throws, rolls of the apparatus over the floor, etc)**

Apparatus			
Loss of the apparatus (for the loss of 2 Clubs in succession: the judge will penalize one time based on the total number of steps taken to retrieve the farthest clubs)			Loss and retrieval after a short travelling (1-2 steps)
		Loss and retrieval without travelling	Loss and retrieval after a large travelling (3 or more steps) or outside the floor area (regardless of distance): 0.70
			Loss of the apparatus and use of the replacement apparatus: 0.70
			Loss of the apparatus (no contact) at the end of the exercise: 0.70

Penalties	0.10	0.30	0.50 or more
Technique	Imprecise trajectory and catch in flight with 1 - 2 step	Imprecise trajectory and catch in flight with 3 or more steps	
	Incorrect catch or with the help of one hand or the body Involuntary contact with the body with alteration of the trajectory	Static apparatus ** or non-confirming decorative elements	
		Lack of balance between right/left hand work	
Rope			
Basic technique	Incorrect handling: amplitude, shape, work plane, or for the rope not held at both ends (each time, up to a maximum of 1.00 point)		
	Loss of one end of the rope with a short stop in the exercise		
	Feet caught in the rope during jumps or hops		
	Knot in the rope	Involuntary wrappings around the body or part of it with interruption of the exercise	
Hoop			
Basic technique	Incorrect handling: alteration in the work plane, vibrations (each time, up to a maximum of 1.00 point) Irregular rotation on the vertical axis		
	Catch after throw: contact with the forearm	Catch after throw: contact with the arm	
	Incorrect roll with bounce and involuntary, incomplete roll over the body		
	Sliding on the arm during rotations		
	Passing through the hoop: feet caught in the hoop		
Ball			
Basic technique	Incorrect handling: ball held against the forearm (each time, up to a maximum of 1.00 point)		
	Incorrect roll with bounce and involuntary, incomplete roll over the body		
	Involuntary catch of the ball with both hands (Exception: catches outside the visual field)		

Penalties	0.10	0.30	0.50 or more
Clubs			
Basic technique	Incorrect handling (each time, up to a maximum of 1.00 point)		
	Irregular movements or interruption of the movement during small circles and mills and arms too far apart during the mills		
	Alteration of synchronization in the rotation of the 2 clubs during throws and catches		
	Lack of precision in the work planes of the clubs during asymmetric movements		
Ribbon			
Basic technique	Alteration of the pattern formed by the ribbon (each time, up to a maximum of 1.00 point)		
	Incorrect handling: imprecise passing/transmission, ribbon stick involuntarily held in the middle, incorrect connection between the patterns, snap of the ribbon (each time, up to a maximum of 1.00 point)	Involuntary wrappings around the body or part of it with interruption in the exercise	
	Snakes and Spirals: loops or waves insufficiently tight/loops or waves not of the same amplitude (height, length) (each time, up to a maximum of 1.00 point)		
	Knot without interruption in the exercise	Knot with interruption in the exercise	
	The end of the Ribbon stays on the floor involuntarily during the performance of pattern, throws, échappés, etc. (each time)		

**** Static Apparatus** (see Individual exercise # 1.3.4)

2.4. Execution score (E): Each Execution (E) Judge records all the artistic and execution faults and **enters the artistic and execution deductions separately** for the final execution score.

GROUP EXERCISES GENERALITES

1. NUMBER OF GYMNASTS

- 1.1. Each group consists of 6 gymnasts; 5 gymnasts participate in each exercise and the remaining gymnast is allowed to be in the competition area during the performance of the exercise (in case of an incident with one of her partners).
- 1.2. If during an exercise a gymnast leaves the group for valid reason:
 - a) **The gymnast may be replaced with another gymnast**
 - **Penalties** by Coordinator Judge:
 - 0.30 point- for "gymnast leaving the Group"
 - 0.50 point- for "use of a new gymnast"
 - b) **The gymnast is not replaced**
 - **The exercise is not evaluated**

2. ENTRY

- 2.1. The placing of the group on the floor area must be done:
 - With rapid marching and without musical accompaniment
 - **Penalty** by Coordinator Judge: 0.50 point, if this rule is not met.
 - With the 5 gymnasts each having one apparatus, or one or several gymnasts holding the 5 pieces of apparatus, which she or they will throw or pass rapidly to her/their partners

3. CONTACT WITH THE APPARATUS

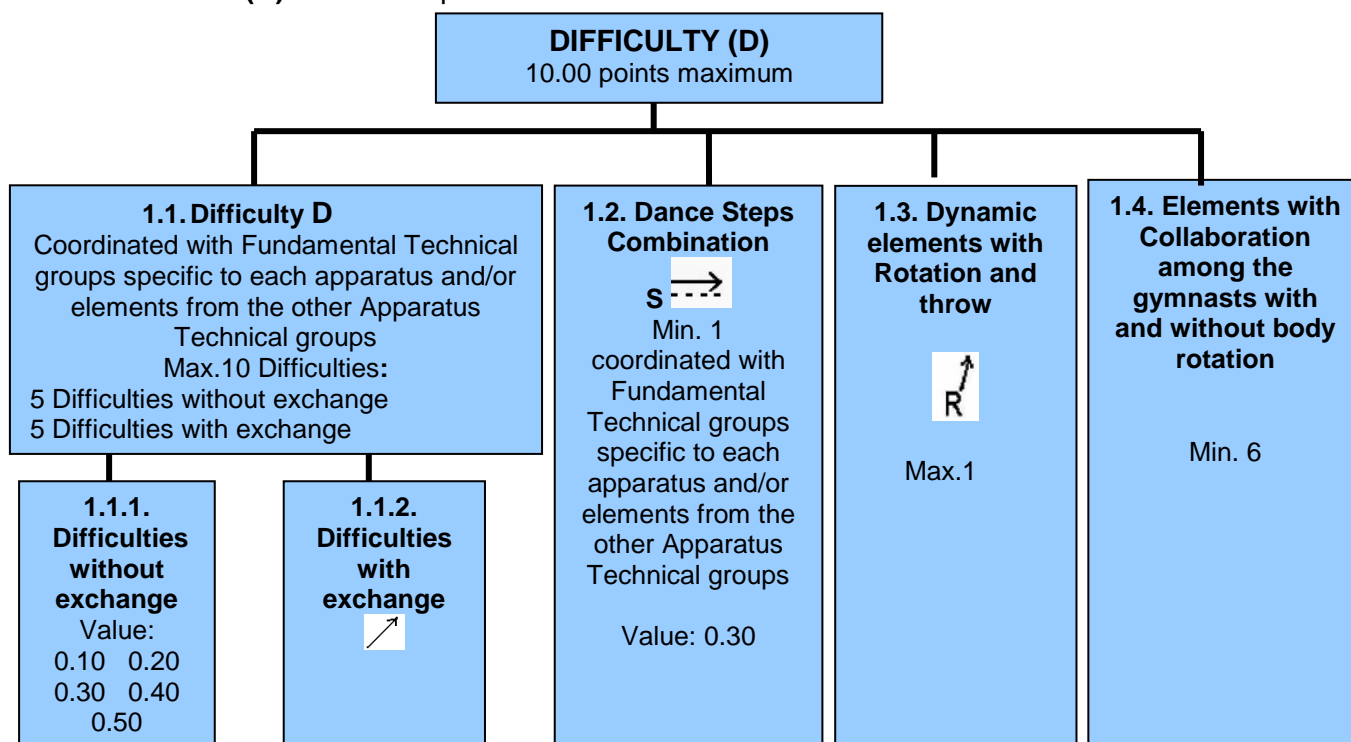
3.1 Start and End of the Exercise

- 3.1.1 At the beginning of the exercise, one or several gymnasts cannot remain without apparatus for longer than 4 body movements (more than 4 seconds)
 - **Penalty** by Execution (E) Judges: 0.30 point, if one or several gymnasts are without apparatus for more than 4 movements (more than 4 seconds)
- 3.1.2. If the apparatus and the gymnasts do not start moving simultaneously, the various moves must follow each other rapidly within a maximum of 4 movements to avoid visible immobility of one or several gymnasts or apparatus.
 - **Penalty** by Execution (E) Judges: 0.30 point for visible immobility longer than 4 movements (more than 4 seconds) of one or several gymnasts or apparatus.
- 3.1.3. At the end of the exercise, each gymnast may hold or be in contact with one or several apparatus. In this case, one or several gymnasts may be without apparatus in the final position.
 - **Penalty** by Execution (E) Judge: 0.30 point if none of the 5 gymnasts are in contact with the apparatus in the final position.

Note: 3.1.1-3.1.3 applies also to Collaboration

GROUP EXERCISES DIFFICULTY (D)

1. **DIFFICULTY (D)** of the Group exercise consists of:



On the official form the Difficulty (D) content (see # 1.1, 1.2, 1.3, 1.4) must be written in the order of execution.

1.1. Difficulty (D)

Each group exercise can have a maximum of **10 Difficulties**

1.1.1. Difficulties without exchange (Body difficulties) – 5

All the Body Difficulties listed for the individual exercises are also valid for group exercises. Only isolated Body Difficulties are valid (Exception: Multiple Rotation Difficulty "Fouetté").

1.1.1.1 The Difficulties may be of the same type and level for all 5 gymnasts or of different types and levels. The lowest value Difficulty performed by one of the gymnasts will determine the value of the Difficulty for the group.

1.1.1.2 Difficulties will not be valid if they are not performed by all 5 gymnasts, either due to a composition fault or any of the technical faults of one or several gymnasts (see Individual Exercises, # 1.1.6; 1.1.7)

1.1.1.3 The simultaneous performance of **3 or more different Body Difficulties by all 5 gymnasts is not authorized. Example:** at the same time: «jeté with a turn» by 3 gymnasts, «Cossack jump» by 1 gymnast and total body wave with spiral ("Tonneau") by 1 gymnast.

- **Penalty** by the Difficulty (D) Judge: 0.30 point and the 3 Difficulties are not evaluated

1.1.1.4 The group exercise must be represented by all the body movement groups (↗; T; ↻), minimum 1 Difficulty from each group. All 5 gymnasts must perform this minimum.

1.1.2. Difficulty with exchange (↗) – 5

1.1.2.1 **The Difficulties with exchange must be counted** on the official form as follows:

- 1 Exchange = 1 body movement element and/or another criteria or more during exchange

- Value of Exchange: 0.10 point, performed with minimum 1 criteria. Example: 1 body movement element
- Body Difficulties cannot be performed during the exchange (in this case, the body difficulty is not valid)

1.1.2.2. **Exchanges by throwing the apparatus** are the only ones considered as Difficulties with exchange.

- The exchanges may be of the same level for all 5 gymnasts or of different levels
- The lowest value exchanged will determine the value of the exchange

1.1.2.3. It is mandatory to perform various types of exchanges with different throws and/or catches (5 different types). Either the throws, or the catches, or both throws and catches must be different.

- **Penalty** by Difficulty (D) Judge: 0.30 point if this rule is not met

1.1.2.4. Exchanges may be performed:

- simultaneously or in very rapid succession
- with or without traveling
- by the 5 gymnasts together or by subgroups
- between 1 type or 2 types of apparatus

1.1.2.5. The basic exchange is valid only if all gymnasts participate in both actions of an exchange:

- **Throwing** her own apparatus
- **Receiving** an apparatus from a partner

1.1.2.6. If one or several apparatus fall or collide during the exchange, the exchange is no longer valid. If two or more gymnasts catch the apparatus with a major alteration of the basic technique, the Exchange is not valid (a fault of more than 0.10).

1.1.2.7. The following elements performed during the throw and/ or during the catch of the apparatus can increase the value of an exchange by 0.10 each:

- Distance: 6 meters (\longrightarrow_6) during the throw and/ or during the catch (**when it is intended to be part of the choreography**)
- Catch on the floor: (\equiv) gymnast must already be on the floor and not move towards the floor during the catch
- Throw and/or catch of 2 Clubs together (\nearrow)
- Throw and/or catch performed outside the visual field (\otimes) or without the help of the hands (\neq)
- One element of Rotation (No Difficulty) during the flight of the apparatus (\circ)
- Re-throw (∇)

Note:

- In addition to the criteria above, it is possible to use the criteria listed in 1.4.4 and 1.6.3 (Individual).
- When the ball is caught in two hands (regardless of the number of gymnasts), the Exchange will be valid but **E** penalty

1.1.2.8. Technical specifications regarding the exchanges:

- **Rope/Ribbon:** An exchange by throwing the Rope or the Ribbon is valid only if the apparatus is totally free in space for any length of time.
- **Clubs:** the exchange is valid with the throw of 1 Club as well as with the throw of 2 Clubs.
- **Ribbon:** When exchanging the Ribbons with a throw, the gymnasts must generally catch the apparatus by the end of the stick. However, it is permitted to intentionally catch the Ribbon by its material within a zone of approximately 50 cm. from the attachment, providing that this catch is justified for the next movement.

1.2. **Dance Steps Combination S \dashrightarrow : (minimum 1)**

- Same or different by all 5 gymnasts
- Same or different by subgroups (see also Individual exercises)

- Minimum 1 Fundamental apparatus group performed by all 5 gymnasts
- It is possible to perform a Collaboration (C) during a Dance Step combination

1.3. Dynamics elements with Rotation and throw (DER) ^R (maximum 1) involves all 5 gymnasts:
(see Individual exercise)

1.4. Elements with Collaboration among the gymnasts with and without Rotation (minimum 6)

- **Penalty** by Difficulty (**D**) Judges: 0.30 point for each missing element with Collaboration (in addition to the exchange)
- Elements with collaboration is valid if executed **without** one or more of the following **serious Technical faults**:
 - Loss of the apparatus during the Collaboration, including 1 or 2 Clubs
 - Loss of balance during the Collaboration with support on the hand(s) or apparatus or fall
 - Visible immobility longer than 4 movements (more than 4 seconds) of one or several gymnasts or apparatus
 - Major alteration of the choreography in collaboration as a consequence of execution mistakes of several gymnasts
 - Imprecise trajectory with retrieval with more than 2 steps

1.4.1. Collaborations without body rotation – C, CC, C^R

1.4.1.1. Elements with Collaboration imply:

- All 5 gymnasts, together or in subgroups (couple, trio, etc.) must be in contact either directly or by means of the apparatus
- Performed with different modalities by one or several gymnasts (with or without throw of apparatus by one or more gymnasts, different directions, variety of traveling and formations, etc.)
- The elements of cooperation are well-organized with the apparatus work

1.4.1.2. Elements with Collaboration are valid under the following conditions:

- If the subgroups perform a Collaboration of different values, the lowest value counts.
- In case the number of gymnasts or type of Collaboration is different than the number declared on the form, the Collaboration is not valid

1.4.1.3. If a gymnast(s) performs a Fundamental apparatus group during C or CC, it is possible to declare this apparatus element on the official form (after the symbol of C or CC)

1.4.2. Collaborations with body Rotation - CR, CRR, CRRR

- All 5 gymnasts must participate in the Collaboration action(s)
- The “loss of visual contact” during the flight of the apparatus with body rotation around any axis refers always to the catch of the apparatus, either the gymnast’s own apparatus or the apparatus of the partner
- The catch of the apparatus of the partner refers to: apparatus which is in flight during the body rotation and caught immediately at the end or after a maximum of 2 steps (and not throwing to the partner after the rotation is already completed)


1.4.3. Contact with the apparatus during the Collaborations:

- It is possible for one or several gymnasts to be in possession of two or more apparatus and their partners having none, under the condition that such a situation is no longer than 4 movements (4 seconds)
- During all Collaborations, the various moves must follow each other rapidly, within a maximum of 4 movements (4 seconds), in order to avoid visible immobility of one or several gymnasts and/or apparatus
- **Penalty** by Execution (**E**) Judges:
 - 0.30 point if one or several gymnasts are without apparatus for more than 4 movements (more than 4 seconds)
 - 0.30 point for visible immobility of one or several gymnasts and/or apparatus for more than 4 movements (more than 4 seconds)

1.4.4 Prohibited elements with Collaboration



- Actions or positions by leaning on one or several partners without contact with the floor, maintained for longer than 4 movements (4 seconds)
- Carrying or dragging a gymnast over the floor for more than 2 steps
- Walking - with more than one support - over one or several gymnasts grouped together
- Forming pyramids
- **Penalty** by the Execution (E) Judges: 0.30 point for each prohibited element(s); the collaboration is not valid

1.4.5. Criteria and Value of Elements with Collaboration among the gymnasts

Value					Types of Collaboration
0.10	0.20	0.30	0.40	0.50	
C					Collaboration with or without throw of apparatus: <ul style="list-style-type: none"> • By all 5 gymnasts • In subgroups (couple, trio, 4+1.) • Possible with "lifting" of one or several gymnasts and/or with support on the apparatus and/or gymnasts
CC					Multiple exchanges: <ul style="list-style-type: none"> • Min. 2 exchanges by each gymnast • Different apparatus handling (bounces, rolls on the floor, throw etc.)
					Throw of 2 (4 clubs) or more apparatus <ul style="list-style-type: none"> • Simultaneously or in rapid succession by the same gymnast (max 2 times)
	CR				Throw of own apparatus by one or several gymnasts and immediate catch of own or a partner apparatus after: <ul style="list-style-type: none"> • A dynamic element of body rotation under the flight of the apparatus with loss of visual control of the apparatus • With the help of the partner(s)/support/lifting or the apparatus (this option not required)
		CRR 1-2 gymnasts	CRR3 3 gymnasts		Throw of own apparatus by one or several gymnasts and catch of own or a partner apparatus after: <ul style="list-style-type: none"> • A dynamic element with body rotation under the flight of the apparatus with loss of visual control of the apparatus • With passing above, below or through one or several apparatus and/or partners • Or, passing with support of one or more partners and/or the apparatus of one or more partners
				CRRR	Throw own apparatus by one or several gymnasts and immediate catch of own or a partner apparatus after: <ul style="list-style-type: none"> • Passing through a partner's apparatus during the flight (apparatus held neither by the partner nor by the gymnast passing through) with dynamic element of body rotation with loss of visual control

The collaboration with simultaneous throw can be combined with each of the collaborations with rotation (CR, etc). In such a case, the value of the collaboration is given by addition of the values of the two components. On the form, the symbols must be mentioned.

Additional Criteria (valid for CR, CRR, CRRR only; valid when executed by those gymnasts performing the main action in the Collaboration – body rotation with loss of visual control):

- The Collaboration is increased by + 0.10 for each of the following when more than 1 gymnast throw and/or catch the apparatus:
 -  - Without help of the hand(s)
 -  - Without visual control

1.5. Difficulty score (D)

The Judge evaluates the Difficulty (D) of the exercise in the following way:

- Evaluate the 10 Difficulties in their order of performance, verify they are performed in a valid way
- Add, in case of necessity, the non-declared Difficulties on the official Difficulty form
- Verify the execution of 5 Difficulties without Exchange
- Verify the execution of 5 Difficulties with Exchange ↗ with 5 different types of throw or catches
- Verify the execution of a minimum 1 Dance Steps Combination S →
- Verify the execution of 1 maximum Dynamic elements with Rotation R ↗
- Evaluate the Elements with Collaboration among the gymnasts with and without body Rotation (minimum 6)
- Apply the corresponding score
- Deduct the penalties

1.6. Penalties by the D Judges

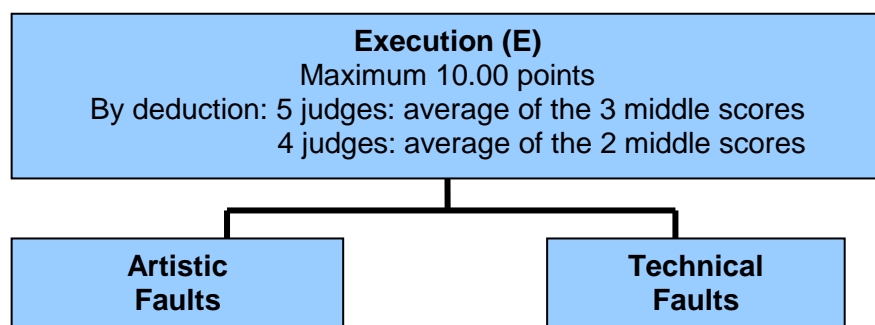
Penalties	0.30	0.50
	Simultaneous performance of 3 or more different Body Difficulties by all 5 gymnasts during Difficulties without exchange	The form has more than 10 Difficulties (in this case only the first 10 Difficulties performed will be evaluated)
	If on the form incorrect (one time): <ul style="list-style-type: none"> • addition of total value of all the Difficulties • value of one Difficulty 	The form/exercise has less than 5 Difficulties without exchange
	More than 1 «slow turn»	The form/exercise has less than 5 Difficulties with exchange ↗
	For each Difficulty performed but not declared on the official form. <ul style="list-style-type: none"> • Except Difficulty with value 0.10 : <ul style="list-style-type: none"> • With rotation used in DER, Exchange and Collaboration • With or without rotation used in Dance Steps 	The form/exercise does not have 1 Dance Steps
	Lack of 5 different types of throws and/or catches during Difficulties with exchange	Combination S →
	*Absence of an apparatus Fundamental Group (50% not required) or a body movement group	The form/exercise has more than 1 R ↗
	For each missing element with Collaboration (in addition to the exchange)	More than one exercise with music with voice and words D form without specifying which exercise uses music with voice and words

*It is not necessary for all 5 gymnasts to perform the apparatus Fundamental Group in order to be considered present.

Note: All Fundamental groups must be present for groups with more than one element per box. Only one element per box is required. The listed penalty applies for each missing group.

GROUP EXERCISES EXECUTION (E)

2. EXECUTION (E) of the Group exercises consists of:



2.1 Artistic Component

2.1.1. Unity, Expressivity, Musicality:

All the norms mentioned for the Individual exercises are also valid for Group exercises

2.1.2. Organization of the Collective Work:

The typical character of the Group Exercise is the participation of each gymnast in the homogeneous work of the group in a spirit of cooperation.

2.1.3. Each Composition must have different types of organization in the collective work:

When all the gymnasts perform the **same** movements:

- Organization with synchronized execution
- Execution in rapid succession
- Execution in "canon"
- Execution in "contrast"

When all the gymnasts perform **different** movements:

- Organization with "choral" execution
- Execution in Collaboration

None of these types of execution must overwhelm the composition

2.1.4. Variety of movements, including dynamics (speed and intensity of the movements)

2.1.5. **Use of Space (variety):** The floor area must be used completely:

- **Formations: minimum 6** (variety of amplitude and design)
- Different **levels** (gymnast in flight, standing, on the floor, etc.)
- Variety of **directions/ trajectories** of body/apparatus movements (forward, backwards, etc.)
- Variety in the **modalities** of travelling
 - **Penalty** by the Execution (E) Judge: 0.30 point for lack of a minimum 6 formations (variety of amplitude and design)
 - **Penalty** by the Execution (E) Judge: 0.30 point for lack of variety in the use of the floor area, levels, directions/trajectories of body/apparatus movements and travelling modalities

2.2. Execution Penalties (Artistic and Technical)

Penalties	0.10	0.30	0.50 or more
Artistic Faults			
Unity of the Composition	Interruption in the logical connections between movements (0.10 each time)	Unjustified or extreme start of final position	Absence of unity between the connections and transitions during a part of the exercise
	Lack of variety in the body and apparatus movements during the exercise (Dance Steps Combinations, Collaborations, connecting elements etc.)		Absence of unity between the connections and transitions during all exercise (the entire exercise is a series of disconnected elements) (1.00)
Music - movement	Absence of harmony between the rhythm and the character of the music and the movements, isolated occurrences (0.10 each time)		Absence of harmony between the rhythm and the character of the music and the movements during a part of the exercise
			Absence of harmony between the rhythm and the character of the music and the movements during all exercise-entirely lacking rhythm and character (1.00)
Body Expression	Isolated segmentary movements	Absence of body expression in the majority of the exercise	Total absence of body expression (segmentary movements)
		Lack of variety in the speed and intensity during the whole exercise (dynamism)	
Organization of the collective work	Isolated violations in the collective work	Majority of the exercise lacks variety in the collective work	Total lack of variety in the collective work
		Prohibited elements with Collaboration	
Use of Space (variety)		Lack of a minimum 6 formations (variety of amplitude and design)	
		Long stop in a formation	
		Lack of variety in the use of the floor area, levels, directions/ trajectories of body/ apparatus movements and travelling modalities	
Technical Faults			
Music - movement (each gymnast)	Lack of synchronization between individual rhythm and that of the group		Absence of harmony between music-movement at the end of the Exercise (one time, regardless of the number of gymnasts)
		Absence of harmony between music-movement at the end of the exercise due to a loss of the apparatus: 0.30 + loss of the apparatus	
Synchronization and harmony	Lack of synchronization in the amplitude or intensity of expression between the gymnasts (each time, up to a maximum of 1.00 point)		
Formations and travelling	Alteration of the formation		Collision between the gymnasts/apparatus (+ all the consequences)
	Imprecision in the direction and the shape of the travelling		

Penalties	0.10	0.30	0.50 or more
Body movements			
Generalities	Incomplete movement		
	Travelling without throw: adjusting the body position on the floor		
Basic technique	Body segment incorrectly held during a movement (each time, up to a maximum of 1.00 point)		
	Loss of balance: additional movement without travelling (each gymnast)	Loss of balance: additional movement with travelling (each gymnast)	Loss of balance with support on one or both hands or on the apparatus (each gymnast) Total loss of balance with fall – 0.70 (each gymnast)
		At the beginning of the exercise one or several gymnasts are without apparatus for more than 4 movements (more than 4 seconds)	
		During the Collaboration one or several gymnasts are without apparatus or they are immobile for more than 4 movements (more than 4 seconds)	
		Static gymnast* (each gymnast)	
		At the end of the exercise, all gymnasts are not in contact with the apparatus.	
Leaps/Jumps	Lack of amplitude in the shape; heavy landing		
Balances	Lack of amplitude in the shape; Shape neither fixed nor held		
Rotations	Lack of amplitude in the shape; Shape neither fixed nor well-defined		
	Support on the heel during a part of the rotation performed in relevé	Axis of the body not at the vertical and ending with one step	
	Travelling (sliding) during the rotation	Hops during the rotation or interruption	
Pre-acrobatic Elements	Heavy landing	Unauthorized technique	

*Static gymnast(s): See Individual Exercise, #2.3

Penalties	0.10	0.30	0.50 or more
Apparatus			
Loss of the apparatus <i>(for the loss of 2 clubs in succession: the judge will penalize one time based on the total number of steps taken to retrieve the farthest clubs) (each gymnast)</i>		Loss and retrieval without travelling	Loss and retrieval after a short travelling (1-2 steps)
			Loss and retrieval after a large travelling (3 or more steps) or outside the floor area – 0.70
			Loss of the apparatus and use of the replacement apparatus- 0.70
			Loss of the apparatus (no contact) at the end of the exercise 0.70
Technique	Imprecise trajectory and catch in flight with 1- 2 step (each gymnast)	Imprecise trajectory and catch in flight with 3 or more steps (each gymnast)	
	Incorrect catch or with the help of one hand or the body Involuntary contact with the body with alteration of the trajectory	Static apparatus ** (each gymnast) or non-conforming decorative elements	
		During the Collaboration visible immobility of one or several apparatus for more than 4 movements (more than 4 seconds)	
Rope			
Basic technique	Incorrect handling: amplitude, shape, work plane, or for the rope not held at both ends (each time, up to a maximum of 1.00 point)		
	Loss of one end of the rope with a short stop in the exercise (each gymnast)		
	Feet caught in the rope during jumps or hops (each gymnast)		
	Knot in the rope (each gymnast)	Involuntary wrappings around the body or part of it with interruption of the exercise (each gymnast)	
Hoop			
Basic technique	Incorrect handling: alteration in the work plane, vibrations (each time, up to a maximum of 1.00 point) Irregular rotation on the vertical axis		
	Catch after throw: contact with the forearm	Catch after throw: contact with the arm	
	Incorrect roll with bounce and involuntary, incomplete roll over the body		
	Sliding on the arm during rotations		
	Passing through the hoop: feet caught in the hoop (each gymnast)		

Penalties	0.10	0.30	0.50 or more
Ball			
Basic technique	Incorrect handling: ball held against the forearm (each time, up to a maximum of 1.00 point)		
	Incorrect roll with bounce and involuntary, incomplete roll over the body		
	Involuntary catch of the ball with both hands (Exception: catches outside the visual field). For Exchange, DER and Collaboration (each time, regardless of the number of gymnasts)		
Clubs			
Basic technique	Incorrect handling: each time, up to a maximum of 1.00 point		
	Irregular movements or interruption of the movement during small circles and mills and arms too far apart during the mills		
	Alteration of synchronization in the rotation of the 2 clubs during throws and catches		
	Lack of precision in the work planes of the clubs during asymmetric movements		
Ribbon			
Basic technique	Alteration of the pattern formed by the ribbon (each time, up to a maximum of 1.00 point)		
	Incorrect handling: imprecise passing/transmission, ribbon stick involuntarily held in the middle, incorrect connection between the patterns, snap of the ribbon (each time, up to a maximum of 1.00 point)	Involuntary wrappings around the body or part of it with interruption in the exercise (each gymnast)	
	Snakes and Spirals: loops or waves insufficiently tight/loops or waves not of the same amplitude (height, length) (each time, up to a maximum of 1.00 point)		
	Knot without interruption in the exercise (each gymnast)	Knot with interruption in the exercise (each gymnast)	
	Throws and "echappe": ribbon stays on the floor involuntarily (each time regardless of the number of gymnasts)		

**Static apparatus: See Individual Exercise, #1.3.4

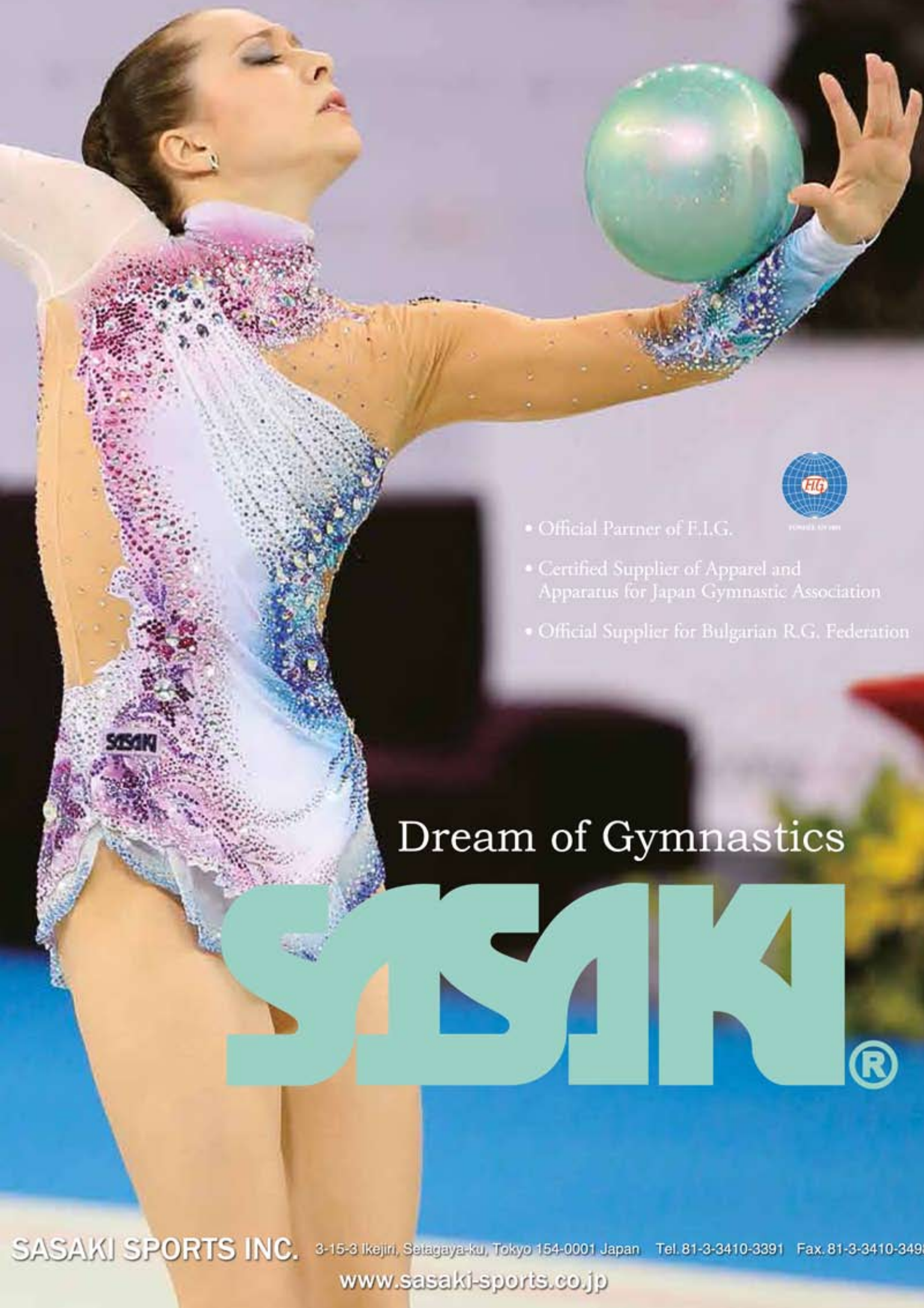
2.3. Execution score (E): Each Execution (E) Judge records all the artistic and execution faults and **enters the artistic and execution deductions separately** for the final execution score



ANNEX

- Penalties of the Coordinator Judge
- Competition Program: Senior, Junior
- Technical Program for Junior Individual Exercise
- Technical Program for Junior Group Exercise
- Examples: Official Difficulty Form: Individual Exercise (**D**)
Official Difficulty Form: Group Exercise (**D**)
Official Execution Penalty Form: Individual Exercise (**E**)
Official Execution Penalty Form: Group Exercise (**E**)
Official Coordinator Judge Penalty Form

- Rules for the duties of the Superior Jury and the Supervisors, Rules for Reference Judges
- Rules for the use of Ircos



- Official Partner of F.I.G.
- Certified Supplier of Apparel and Apparatus for Japan Gymnastic Association
- Official Supplier for Bulgarian R.G. Federation

Dream of Gymnastics

SASAKI®

PENALTIES TAKEN BY THE COORDINATOR JUDGE FOR INDIVIDUAL AND GROUP EXERCISES

1	For each additional or missing second on the time of the music	0.05
2	For music not conforming to regulations	0.50
3	For musical introduction without movement longer than 4 seconds	0.30
4	For each crossing of the boundary of the floor area by the apparatus or one or two feet or by any part of the body touching the ground outside the specified area or any apparatus leaving the floor area and returning by itself	0.30
5	For each gymnast or each Group gymnast who changes floor areas or ends her exercise outside the floor area or leaves the floor area during the exercise	0.30
6	For any use of non-conforming apparatus (Individual and Group exercises)	0.50
7	For any additional replacement apparatus above what is authorized	0.50
8	For unauthorized retrieval of the apparatus	0.50
9	For an unauthorized use of replacement apparatus (original apparatus still in the floor area)	0.50
10	Dress of the individual and group gymnast not conforming to the regulations	0.30
11	For emblem or publicity not conforming to official norms	0.30
12	Bandages or support pieces not conforming to the regulations	0.30
13	For early or late presentation by the gymnast(s)	0.50
14	For gymnast(s) warming up in the competition hall	0.50
15	For Group gymnasts communicating verbally with each other during the exercise	0.50
16	For excessive delays in routine preparation which delay the competition	0.50
17	For coach communication with the gymnast(s), musician, or judges during the exercise	0.50
18	For Group gymnast leaving the Group during the exercise	0.30
19	For "use of a new gymnast" if a gymnast leaves a group for valid reason	0.50
20	Entry of the group to the floor area is not conforming to the Rules	0.50
21	Wrong start order or wrong apparatus chosen according to start order	1.00



**SPIETH Gymnastics welcomes
you at the next events:**

- 2014 European Championships RG - Baku
- 2014 World Championships RG – Izmir
- 2015 European Games - Baku
- 2015 World Championships RG - Stuttgart
- 2016 European Championships AG - Bern

Safety and Innovation in Gymnastics



SPIETH
Gymnastics



SPIETH
Gymnastics

Official Partner of



DTB
DEUTSCHER TURNER-BLIND



DCL
DACHAUER COUNTRY CLUB

**Please note:
We have moved to a new address!**

SPIETH Gymnastics GmbH
In den Weiden 13
73776 Altbach
Germany

Phone: +49 (0) 7153 5032800
Fax: +49 (0) 7153 5032811
Web: www.spieth-gymnastics.com
E-Mail: info@spieth-gymnastics.com

















SENIOR PROGRAM

1. AGE OF GYMNASTS













2013:	1997 and older
2014:	1998 and older
2015:	1999 and older
2016:	2000 and older

2. APPARATUS PROGRAM

2.1. Individual Gymnasts: 4 exercises

2013	—				
2014	—				
2015	—				
2016	—				

2.2. Groups: 2 exercises

2013	10 	3  2 
2014	10 	3  2 
2015	5 	6  2 
2016	5 	6  2 

















JUNIOR PROGRAM

1. AGE OF GYMNASTS









2013:	2000 - 1999 - 1998
2014:	2001 - 2000 - 1999
2015:	2002 - 2001 - 2000
2016:	2003 - 2002 - 2001

2. APPARATUS PROGRAM

2.1. Individual Gymnasts: 4 exercises

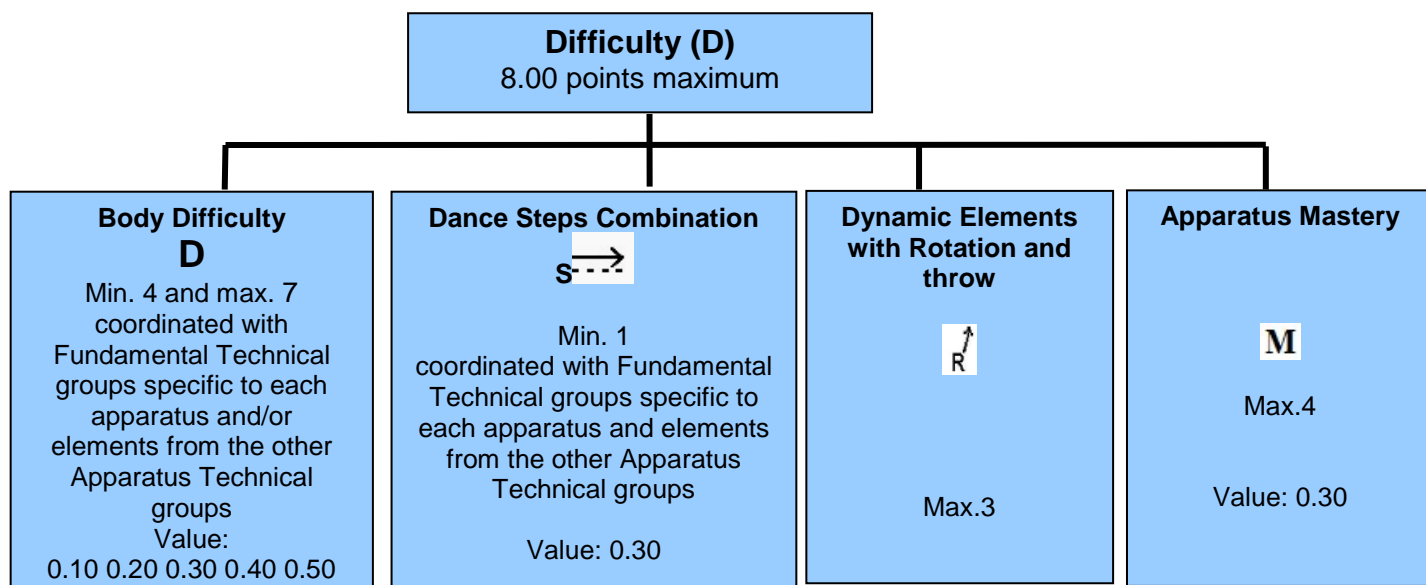
2013	—				
2014	—				
2015					—
2016					—

2.2. Groups: 2 exercises

2013	5 	10 
2014	5 	10 
2015	5 	5 
2016	5 	5 

Note: For the Junior gymnasts the length of the Ribbon is 5m.

3. TECHNICAL PROGRAM FOR JUNIOR INDIVIDUAL EXERCISES



On the official Difficulty form, the Difficulty elements (**D**, **S** →, **R** ↗, **M**) must be written in the order of their execution.

3.1. Body Difficulty: the Difficulties from each Body Group should be present in the exercise (Minimum 1, maximum 3 from each body group): Jumps/Leaps \wedge , Balances **T**, Rotations **O**

3.1.1. Each **Body Difficulty** is counted only once: either isolated or as a part of a Multiple Difficulty or as a part of a Mixed Difficulty (**may not be repeated**).

3.1.2. Value of the following Body Difficulties: Isolated, Multiple, or Mixed - **max 1.00 point**

3.1.3. On the Official Difficulty form, all declared Difficulties must be maximum 1.00 point.

3.1.4. Each Difficulty exceeding 1.00 point will not be valid (0.00 point), no penalty applied.

3.1.5. For Difficulties with Rotation (Pivots), the value of the Difficulty is counted until 1.00 point.

3.1.6. The general Difficulty norms for individual senior exercises are also valid for junior individual exercises (from # 1.1.2 to # 1.6).

3.2. Difficulty score (D)

The (D) Judge evaluates the Difficulty of the exercise in the following way:

- Evaluate all the Body Difficulties (min 4 and max 7) in their order of performance, verify they
 - are performed in a valid way
- Add, in case of necessity, the non-declared body Difficulties on the official Difficulty form.
- Verify the execution of a minimum 1 Dance Steps Combination **S** →
- Verify the execution of max. 3 Dynamic elements with Rotation **R** ↗
- Verify the Apparatus Mastery (**M**), maximum 4
- Verify the predominance (50%) of the Fundamental Groups
- Apply the corresponding score
- Deduct the penalties

3.3. Penalties by the D Judges

Penalties	0.30	0.50
	<ul style="list-style-type: none"> Form/ exercise consists of less than 1 Difficulties of each Body Group, penalty for each missing Difficulty Form/exercise consists of more than 3 Difficulties of each Body Group, penalty for each Difficulty above the number of the authorized Difficulties (All Difficulties, in the order of their execution above norms, are cancelled) 	For absence of Fundamental groups predominance (less than 50%) Less than 4 difficulties or More than 7 Difficulties declared (only the first 7 Difficulties executed will be counted)
	For incorrect calculation (one time) of: <ul style="list-style-type: none"> Total value of all the Difficulties Value of each Difficulty component: D, R, $S \rightarrow$, M 	Form/exercise is missing 1 Dance Steps Combination $S \rightarrow$
	More than one "slow turn" Difficulty per exercise	Form/exercise has more than 3 Dynamic Elements with
	For each Difficulty performed but not declared on the official form . Except Difficulty with value 0.10 : <ul style="list-style-type: none"> With rotation used in DER and Mastery With or without rotation used in Dance Steps 	Rotation R More than 4 Mastery (M) elements declared More than one exercise with music with voice and words D form without specifying which exercise uses music with voice and words

3.3.1. If the symbol is written incorrectly or a Body Difficulty is repeated, the Difficulty is not counted (**no Penalty**)

3.3.2. If the exercise accidentally stops for a long time (serious execution fault) and the gymnast has no time to perform the elements declared on the form, there is no penalty for missed Difficulties.

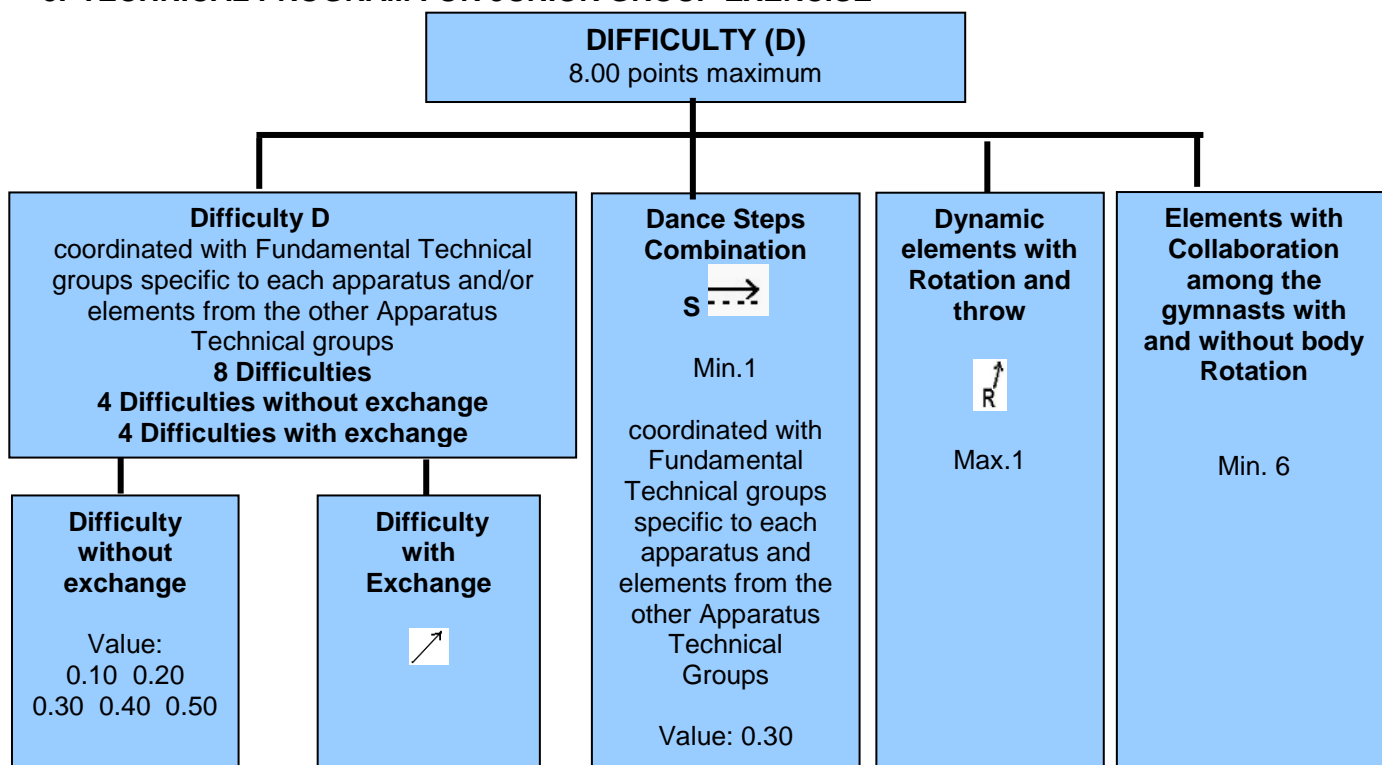
3.3.3. In case there is a difference between the textual description of the Difficulty and the drawing in the table of Difficulties, the text prevails.

3.3.4. Difficulty Tables: see Individual senior exercises # 1.9.

4. INDIVIDUAL EXERCISE: EXECUTION (E)

The general norms for Execution for senior individual exercise are also valid for junior individual exercises (see from # 2 until # 2.4).

5. TECHNICAL PROGRAM FOR JUNIOR GROUP EXERCISE



On the official form the Difficulty (D) content (see # 1.1, 1.2, 1.3, 1.4) must be written in the order of execution.

5.1. Difficulty (D)

Each group exercise can have **8 Difficulties**

5.1.1. Value of each Difficulty without exchange: **1.00 point maximum**

5.1.2. The general Difficulty norms for individual Juniors are also valid for junior Group exercises (from # 3.1.1 to # 3.1.4.)

5.1.3. The general Difficulty norms for senior Group exercises are also valid for junior Group exercises (see from # 1.1.1 to # 1.4.5).

5.2. Difficulty score (D)

The Judge evaluates the Difficulty (D) of the exercise in the following way:

- Evaluate 8 Difficulties (D) in their order of performance, verify they are performed in a valid way
- Add, in case of necessity, the non-declared Difficulties on the official Difficulty form
- Verify the execution of 4 Difficulties without exchange
- Verify the execution of 4 Difficulties with Exchange ↗ with 4 different types of throws or catches
- Verify the execution of a minimum 1 Dance Steps Combination **S** → → → ↗
- Verify the execution of 1 maximum Dynamic elements with Rotation **R** ↗
- Evaluate the Elements with Collaboration among the gymnasts with and without body rotation (minimum 6)
- Apply the corresponding score
- Deduct the penalties

5.3. Penalties by the D Judges

Penalties	0.30	0.50
	Simultaneous performance of 3 or more different Body Difficulties by all 5 gymnasts during Difficulties without exchange	The form has more than 8 Difficulties (in this case only the first 8 Difficulties performed will be evaluated)
	If on the form incorrect (one time): • addition of total value of all the Difficulties • value of one Difficulty	The form/exercise has less than 4 Difficulties without exchange
	More than 1 «slow turn»	The form/exercise has less than 4 Difficulties with exchange ↗
	For each Difficulty performed but not declared on the official form. Except Difficulty with value 0.10 : • With rotation used in DER, Exchange and Collaboration • With or without rotation used in Dance Steps	The form/ exercise does not have 1 Dance Steps Combination S → → → ↗
	Lack of a 4 different types of throws and/or catches during Difficulties with exchange	The form/exercise has more than 1 R ↗
	*Absence of an apparatus Fundamental Group (50% not required) or a body movement group	
	For each missing element with Collaboration (in addition to the exchange)	More than one exercise with music with voice and words D form without specifying which exercise uses music with voice and words

*See page 33

6. GROUP EXERCISE: EXECUTION (E)

The general norms for Execution for senior Group exercises are also valid for junior Group exercises (from # 2 to # 2.3).

Group Exercise

Difficulty (D)

Judge №°

1 type of Apparatus

2 types of Apparatus

№ Group **Country**

Date

Difficulty		JUDGE	Difficulty		JUDGE	Difficulty		JUDGE
Value			Value			Value		
Value			Value			Value		
Value			Value			Value		
Value			Value			Value		
Value			Value			Value		
Value			Value			Value		
Value			Value			Value		
Value			Value			Value		
Value			Value			Value		
Value			Value			Value		
Value			Value			Value		
Value			Value			Value		

Use music with voice and words

TOTAL

Incorrect calculation of:

- Total value of all the Difficulties
- Value of one Difficulty

- More than 10 Difficulties
- Less than 5 Difficulties without exchange
- Less than 5 Difficulties with exchange
- Min. 1 S →→→
- Max. 1 R ↑
- Min. 6 elements with Collaboration


Penalty

- 5 different types of throw/catches during Difficulties with exchange
- Absence of an apparatus or a body movement group

FINAL SCORE JUDGE

Coach Signature.....

Judge Signature.....

INDIVIDUAL EXERCISE		EXECUTION (E)				
						
Country	№ Gymnast	№ Judge			Date	
Artistic and Technical Faults		Penalty				
Unity of Composition	0.10	0.20	0.30	0.40	0.50	1.00
	0.10 (lack of variety in the body and apparatus movement during the exercise)		0.30 (unjustified/ extreme position)			
Music-movement	0.10	0.20	0.30	0.40	0.50	1.00
Body Expression	0.10		0.30		0.50	
			0.30 lack of variety in the speed and intensity during the whole exercise (dynamism)			
Use of Space (variety)			0.30			
Artistic Faults						
Technical Faults						

Judge Signature.....

GROUP EXERCISE	EXECUTION (E)		1 type of Apparatus		2 types of Apparatus	
Country	№ Gymnast		№ Judge		Date	
Artistic and Technical Faults		Penalty				
Unity of Composition	0.10	0.20	0.30	0.40	0.50	1.00
	0.10 (lack of variety in the body and apparatus movement during the exercise)		0.30 (unjustified/ extreme position)			
Music-movement	0.10	0.20	0.30	0.40	0.50	1.00
Body Expression	0.10		0.30		0.50	
			0.30 lack of variety in the speed and intensity during the whole exercise (dynamism)			
Organization of the collective work	0.10		0.30 (variety)		0.50	
			0.30 (prohibited elements)			
Use of Space (variety)			0.30 (formations)			
			0.30 (long stop)			
			0.30 (variety)			
Artistic Faults						
Technical Faults						

Judge Signature.....

Group Exercise

Difficulty (D) JR

Judge №°

1 type of Apparatus

2 types of Apparatus

№ Group

Country

Date

Difficulty		JUDGE	Difficulty		JUDGE	Difficulty		JUDGE
Value			Value			Value		
Value			Value			Value		
Value			Value			Value		
Value			Value			Value		
Value			Value			Value		
Value			Value			Value		
Value			Value			Value		
Value			Value			Value		
Value			Value			Value		
Value			Value			Value		
Value			Value			Value		
Value			Value			Value		

Use music with voice and words:

TOTAL

0.30 p. penalties:

- Absence of an apparatus or a body movement group (for each)
- Lack of 5 different types of throw/catches during exchanges
- Less than 6 elements with Collaboration (for each)
- Incorrect calculation:
 - Total value of all the Difficulties
 - Value of each Difficulty component
- Difficulty performed but not declared, except 0.10 rotations used in DER / Exchange / Collaboration / Dance Steps. (for each)
- More than one "slow turn"
- Simultaneous performance of 3/more different Body difficulties

0.50 p. penalties:

- More than 8 Difficulties declared
- Less than 4 Difficulties without exchange
- Less than 4 Difficulties with exchange
- Min. 1 S →
- Max. 1 R ↑
- More than one exercise with music with voice and words

Penalty

FINAL SCORE JUDGE

Coach Signature.....

Judge Signature.....

RHYTHMIC GYMNASTICS
Coordinator Judge Penalties



No. Gymnast _____ Country _____ Name _____ Event _____

1	For each additional or missing second on the time of the music	0.05 for each second under or over time	
2	For music not conforming to regulations	0.50	
3	For musical introduction without movement longer than 4 seconds	0.30	
4	For each crossing of the boundary of the floor area by the apparatus or one or two feet or by any part of the body touching the ground outside the specified area or any apparatus leaving the floor area and returning by itself	0.30	
5	For each gymnast or each Group gymnast who changes floor areas or ends her exercise outside the floor area or leaves the floor area during the exercise	0.30	
6	For any use of non-conforming apparatus (Individual and Group exercises)	0.50	
7	For any additional replacement apparatus above what is authorized	0.50	
8	For unauthorized retrieval of the apparatus	0.50	
9	For an unauthorized use of replacement apparatus (original apparatus still in the floor area)	0.50	
10	Dress of the individual and group gymnast not confirming to the regulations	0.30	
11	For emblem or publicity not conforming to official norms	0.30	
12	Bandages or support pieces not conforming to the regulations	0.30	
13	For early or late presentation by the gymnast(s)	0.50	
14	For gymnast(s) warming up in the competition hall	0.50	
15	For Group gymnasts communicating verbally with each other during the exercise	0.50	
16	For excessive delays in routine preparation which delay the competition	0.50	
17	For coach communication with the gymnast(s), musician, or judges during the exercise	0.50	
18	For Group gymnast leaving the Group during the exercise	0.30	
19	For "use of a new gymnast" if a gymnast leaves a group for a valid reason	0.50	
20	Entry of the Group to the floor area is not conforming to the Rules	0.50	
21	Wrong start order or wrong apparatus chosen according to start order	1.00	
		Total	
	Preliminary score		Final

Coordinator Judge Signature _____



VENTURELLI®

THE GYMNASTIC FACTORY

ACROBATIC
RHYTHMIC
AEROBIC
ARTISTIC
TRAMPOLINE

Official Partner of



www.venturelli.com



www.facebook.com/venturelligymnastic



APPENDIX to the CODES of POINTS (COP)

(MAG / WAG / RG / TRA / AER / ACRO)

Documents included:

- A) Rules For the Duties of the Superior Jury and Supervisors at FIG Competitions as well as for the Jury of Appeal and Competitions' Supervisory Board
- B) Rules for Reference Judges
- C) Rules for the use of IRCOS (*Instant Replay and Control System*)

All these rules have been updated and decided by the Executive Committee (EC) and the Presidential Commission in October/November 2012. They must be added as an appendix to the COP. In case of contradictions between these rules and the Code of Points (COP) these rules shall prevail.

Introduction

In an effort to harmonize and simplify many aspects of the FIG disciplines, the FIG Executive Committee (EC) has taken the decision to remove a number of procedures from the Code of Points (COP) and has decided these rules to be under the authority of the EC. Concentrating these rules into one document allows the EC to be more flexible and react quicker if needed. Since these rules apply to all the disciplines then a more common understanding and better harmonization can be achieved. The following rules are applicable for the 2013-16 cycle, and will be changed only by a decision of the EC. These rules must be added as an appendix to the COP. In case of contradictions between these rules and the COP these rules shall prevail.

Abbreviations and definitions

The following abbreviations and definitions will be used in this document:

FIG	Fédération Internationale de Gymnastique
EC	Executive Committee
TC	Technical Committee
LOC	Local Organizing Committee
TR	Technical Regulations
RJS	Reference Judges' System
R-Judge	Reference Judge
RE	Reference Judge for Execution
RA	Reference Judge for Artistry
RD	Reference Judge for Difficulty
R-Score	The Reference Score, calculated by taking the average of the two R-Judges' scores
E-Jury Score	The score for Execution of an exercise/routine after the highest and lowest E-Judges' scores have been deleted (in ART and RG = the <u>average</u> of the remaining scores; in TRA = the <u>sum</u> of the remaining scores)
E-Score	The final score for Execution of an exercise/routine (whether the R-score has been included or not)
A-Jury Score	The score for Artistic of an exercise after the highest and lowest A-Judges' scores have been deleted
A-Score	The final score for Artistic of an exercise (whether the R-score has been included or not)
Delta	The difference between the E-Jury Score and the RE-Score or the A-Jury Score and the RA-Score
Gap	The difference between the two R-Judges' Scores
JEP	Judges' Evaluation Program
CJP	Chair of Judges' Panel
CIS	Commentator Information System
IRCOS	Instant Control and Replay System

1. Jury of Appeal and Competitions' Supervisory Board

The Jury of Appeal and Competitions' Supervisory Board was introduced by the EC of the FIG. It has a political and controlling function and it supervises the whole FIG competitions. The members make sure that the competitions run within all current rules, Technical Regulations (TR) and the Statutes of the FIG. They do not interfere directly, but draw the responsible person's attention to the problem, requesting him or her to deal with it (TC, LOC, FIG Staff).

The Jury of Appeal and Competitions' Supervisory Board consists of two members of the EC appointed by the Presidential Commission (one of them acting as President), and a third competent person who was involved neither in the decision of the Competition Jury, nor in the decision of the Superior Jury. The Technical President concerned or any other appropriate person may be called as consultant. The details of the tasks and competences have been decided by the EC as follows:

The Jury of Appeal and Competitions' Supervisory Board supervises the total competition operation and all its preceding phases. In particular, it:

- oversees the drawing of lots for the judges and the correct application of the drawing of lots of the gymnasts
- oversees the rotation and starting orders of the teams
- ensures the collaboration between the Competitions Director and the Venue Manager, collaborates with Longines (SwissTiming) and all the other operational facilities to ensure that the competition flows well
- ensures the competition protocols for the various ceremonies, press conferences and orientation meetings are organized
- oversees the composition of the juries and the conduct of the judges
- may request a video analysis, not for the modification of the scores, but rather to verify the conduct of the judges immediately after the competition. Should serious discrepancies occur, it might suggest that the EC reviews the matter

2. Composition of the Superior Jury

At official FIG Competitions and the Olympic Games, the Technical Committees (TC) will constitute the Superior Jury and act as Supervisors for the Olympic disciplines and assigned responsibilities for Aerobic and Acrobatic Gymnastics.

2.1. Role and duties of the TC President *

The TC President or their representative will serve as President of the Superior Jury. In carrying out their responsibilities and those of the Superior Jury they are expected:

- To direct the competition as outlined in the TR.
- To call and chair all judges' meetings and instruction sessions.
- To apply the Judges' Regulations relevant to that competition.
- To apply the Rules for Reference Judges at the competitions where applicable.
- To apply the Rules for the use of IRCOS at the competitions where applicable.
- To deal with requests for evaluation of new elements.
- To make sure that the time schedule published in the Workplan is respected.
- To deal with inquiries as outlined herein.
- In cooperation with the members of the Superior Jury, to issue warnings or to replace any person acting in any judging capacity who is considered to be unsatisfactory or to have broken his/her oath.
- To conduct a global video analysis (post competition) with the TC to determine errors in judgment and to submit the results of the judges' evaluation for possible sanction to the FIG Disciplinary Commission.

- To supervise the measurement of the apparatus specifications according to the FIG Apparatus Norms.
- In unusual or special circumstances to nominate a judge to the competition
- To control the work of the Supervisors and intervene if deemed necessary. Except in case of an inquiry, time or line errors, generally no change of score is allowed after the score has been flashed on the score board.
- To submit a report to the EC, which must be sent to the FIG Secretary General as soon as possible, but no later than 30 days after the event, which contains the following:
 - General remarks about the competition including special occurrences and conclusions for the future
 - Detailed list of all interventions (score changes before and after publication)
 - Technical analyses of the D-Judges' scores
 - Detailed analyses of the judges' performance including proposals for rewarding the best judges and sanctions against the judges who failed to meet expectations.

* See below for specificities for all disciplines

2.2 Role and duties of the TC Members *

During each phase of the competition, the members of the TC or those individuals designated will serve as members of the Superior Jury and Supervisors. Their responsibilities include:

- To participate in the direction of the judges' meetings and instruction sessions and guide the judges to perform the correct work on their respective apparatus
- To apply the "Judges' Regulations" control with fairness, consistency and completely in accordance with the currently valid regulations and criteria
- To apply the Rules for Reference Judges at the competitions where applicable
- To apply the Rules for the use of IRCOS at the competitions where applicable
- To oversee the total evaluation and the final score for each exercise
- To assure that the gymnast is given the correct score for his/her performance or intervene as ruled herein
- To check the apparatus used at training, warm-up and competition with the FIG Apparatus Norms
- To conduct the Post Competition Video Review and analyze the Execution (E) and Difficulty (D) scores of the judges including the Reference Judges (R-Judges), where applicable. These Control Scores shall be basis of the Review where the Judges' Evaluation Program (JEP) system is used.

*See below for specificities for all disciplines

2.3. Procedures for all interventions (except inquiries)

Intervention of the Supervisors can only be made through the President of the Superior Jury. In case of an intervention, the President of the Superior Jury must contact the judges concerned and inform them of the score given by the Supervisor. The judges have the choice to change their score. In case judges decide not to change the score, the President of the Superior Jury may overrule them.

The President of the Superior Jury shall keep a record of all interventions and all changes of scores. This must be included in the report of the event.

2.3.1. D-Score

Intervention of the Supervisors for the D-Score shall take place:

- In case of an inquiry by the coach for their own gymnast.
- In case of deviation between the Supervisor's score and the judges' D-Score as outlined in the specifications for each discipline.

2.3.2. E-Score and A-Score – Impossible Scores

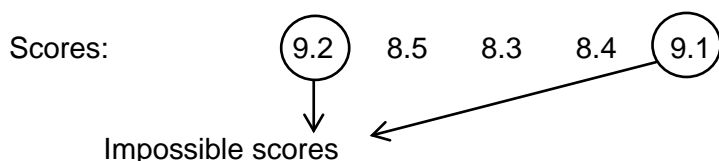
Intervention of the Supervisors for the E-, or A-Score shall take place only in case of impossible score.

An impossible score is defined as follows:

a) - When penalties/compulsory deductions* are higher than the individual judge's score:

Maximum score: 10.00 pts

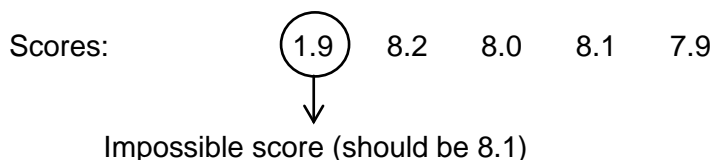
Penalty/Compulsory deductions (e.g. fall ART): 1.0 pts



* e.g. of Penalty/Compulsory deductions: (these are only a few examples, the list is not meant to be complete.)

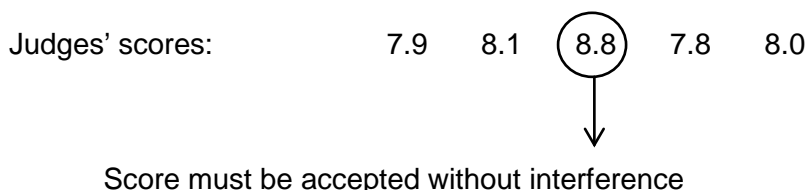
- ART – Fall 1.0 pts;
- RG – Loss of apparatus 0.3/0.7 pts, Finishing without the music and the apparatus 1.0 pts;
- TRA – Touch other than the bed during a routine 0.5 pts, Verbal or other signs from coach 0.3 pts each;
- ACRO – Fall 1.0 pts, Missing time in balance elements 0.3 each second;
- AER – Fall 0.5 pts, etc.

b) - When obviously a judge entered the deductions and not the score or vice-versa:



2.3.3 E-Score and A-Score – Possible Scores

When the scores have a big difference:



2.3.4 D-Score/E-Score or Final Score (according to the disciplines)

a) - When a penalty is missed or not applied correctly by the person in charge:

e.g.:

- Line penalties
- Time penalties
- Attire penalties
- Disciplinary (behaviour) deductions

All scores not included in the principles above, will be considered as possible scores, even if the differences between the judges' scores are too big as shown below:

2.3.5 Automatic correction of deviations

- a) **ART / RG / TRA / AER / ACRO** (R-Judges)
See "Rules for Reference Judges"

2.3.6 Prevention of publication of impossible scores on the scoreboards and TV

In order to be able to intervene before the final score is released to the public, the respective Supervisor and the President of Superior Jury is given the possibility to stop the publication of the final score and to block the result system in order to intervene. For this purpose the result system shall provide a clearly marked **stop** device or key which must be activated by either the Supervisor or the President of the Superior Jury within 10 (ten) seconds after the last score appeared.

Should the publication of the score not have been stopped within 10 seconds, the score is released automatically. The result system shall block automatically in case of non-allowed deviations between the D-Scores of the judges' panel and the D-Score of the Supervisor as described in the clarifications specific for each discipline here below as well as in the case of a deviation of more than 2.00 pts between any score given within a specific panel.

2.4. Procedures for inquiries

2.4.1 The inquiry is received by the person and place defined in the respective discipline.

2.4.2 This person immediately informs the Event Coordinator and the President of the Superior Jury.

2.4.3 The Event Coordinator immediately informs Longines (SwissTiming) and the speaker.

2.4.4 The President of Superior Jury decides when the inquiry shall be dealt with (either at the end of the Rotation or Group for Qualifications or before the score of the following gymnast is shown for all Finals) and informs the Event Coordinator. The Event Coordinator informs Longines (SwissTiming) and the speaker.

2.4.5 The inquiry shall activate a video review of the exercise by an independent and neutral panel composed of the President of the Superior Jury and 2 Members of the Superior Jury who were not involved in the generation /creation/review of the original score. The panel will also take into consideration the score given by the respective Supervisor. The decision of the panel is final and cannot be appealed. If the score of the panel is equal to the D-Score, the appeal shall be rejected; if the score of the panel is different than the D-Score, the original D-Score shall be replaced with the score of the panel. The President of the Superior Jury shall inform the Event Coordinator. The Event Coordinator informs Longines (SwissTiming) and the speaker.

2.4.6 In the case the score is changed, the President of the Superior Jury informs the Supervisor and the D-Judges concerned.

2.4.7 The President of the Superior Jury shall keep a record of all inquiries and decisions taken.

2.4.8 The modified score must be given immediately to Longines (SwissTiming), the Event Coordinator and the speaker.

3. Clarifications specific for Artistic Gymnastics (MAG and WAG)

The TC Presidents are also responsible for the following:

- To deal with requests for raising the Horizontal Bar, Rings, or Uneven Bars, leaving the competition area, and other issues that may arise.

The TC Members also have the following responsibilities:

- The Supervisors (one Supervisor per apparatus for CI, CIV and CII and two per apparatus for CIII) shall first of all judge and supervise the D-Score. The Supervisors' D-Score must be registered in the result system (e.g. Longines / SwissTiming). The Supervisors shall first type in their score, before the result system allows them to see the final and individual judges' scores.
- To record the entire exercise content in symbol notation.
- To calculate the D-Score (Control Scores) for the purpose of evaluation of the D-Panels.
- Intervention of the Supervisors for the D-Score shall take place in case of more than 0.5 deviation between the Supervisor's Score and the D-Score.

The interventions' procedures also include:

The intervention of the Supervisor through the President of the Superior Jury for either the D- and/or possibly the E-Scores shall activate a video review of the exercise by an independent and neutral panel. (i.e. composed of persons who were not involved in the generation/creation/review of the original score) The panel is set up of the President of the Superior Jury and 2 independent Supervisors not involved in the D-, or E-Score or its supervision.

4. Clarifications specific for Rhythmic Gymnastics

The 6 RG TC members have a function as Supervisors as follows:

- If two judges' panels are working simultaneously:
 - 2 TC members give a Control Score for Difficulty for one panel
 - 2 TC members give a Control Score for Difficulty for the other panel
 - 2 TC members give a Control Score for Execution for both apparatus or the TC may draw one Cat. I or II judge as Supervisor among the present judges in the competition.
- If the competition does not run alternatively (e.g. Ind. Apparatus Finals):
 - 2 TC members give a Control Score for Difficulty
 - 2 TC members give a Control Score for Execution
- The D- and E-Scores are registered in the Longines (SwissTiming) System. The members of the Superior Jury (not President) shall first type in their score, before the result system allows them to see the final and individual judges' score.

Intervention of the Supervisor for the D-Score shall take place only in case of an inquiry.

Position of Superior Jury (Head Table)

Execution Supervisor (panel 1 and 2)	Difficulty Supervisor (panel 1)	Difficulty Supervisor (panel 1)	President of the Superior Jury	Difficulty Supervisor (panel 2)	Difficulty Supervisor (panel 2)	Execution Supervisor (panel 1 and 2)
---	------------------------------------	------------------------------------	--------------------------------	------------------------------------	------------------------------------	---

5. Clarifications specific for Trampoline Gymnastics

The duties of the 6 TC members as Supervisors are as follows:

- If 2 judges' panels are working simultaneously:
 - (IND/TUM/DMT) For each panel 2 TC members is responsible for the Control Score in Execution and 1 for the Control Score in Difficulty.
 - (SYN) For each panel 2 TC members are responsible for the Control Score in Execution/per trampoline and 1 TC member shall give a Control Score in Difficulty.
- If the competition is not run "alternatively":
 - (IND/TUM/DMT) 3 TC members are responsible for the Control Score in Execution and 1 TC member for the Control Score in Difficulty
 - (SYN) 2 TC member is responsible for the Control Score in Execution/per Trampoline and 1 TC members for the Control Score in Difficulty.

5.1 D-Score

The respective Supervisors must intervene through the President of the Superior Jury when their D-Score is different than the score of the D-Judges. Difficulty in TRA must be exact. No deviations between the scores are allowed.

5.2 E-Score

There are no Reference Judges in all TRA disciplines.

5.3 Role of the Chair of Judges' Panel

The role of the Chair of Judges' Panel (CJP) is defined in the COP.

5.4 Position of the Superior Jury (Head Table)

Execution Supervisor (panel 1)	Execution Supervisor (panel 1)	Difficulty Supervisor (panel 1)	President of the Superior Jury	Difficulty Supervisor (panel 2)	Execution Supervisor (panel 2)	Execution Supervisor (panel 2)
--------------------------------	--------------------------------	---------------------------------	--------------------------------	---------------------------------	--------------------------------	--------------------------------

6. Clarifications specific for Aerobic Gymnastics

The duties of the 6 TC members are as follows:

- 2 TC members act as Supervisors and are responsible for the Control Score in Difficulty
- 2 TC members act as Supervisors and are responsible for the Control Score in Artistic
- 2 TC members act as Supervisors and are responsible for the Control Score in Execution

6.1 D-Score

D-Scores are given by the two D-Judges and the CJP who agree on one score. This score is final and there shall be no intervention of the Superior Jury except in case of an inquiry.

6.2 A-Score and E-Score

Rules for Reference Judges will apply.

6.3 Position of Superior Jury (Head Table)

Execution Supervisor	Artistic Supervisor	President of the Superior Jury	Difficulty Supervisor	Difficulty Supervisor	Execution Supervisor	Artistic Supervisor
----------------------	---------------------	--------------------------------	-----------------------	-----------------------	----------------------	---------------------

7. Clarifications specific for Acrobatic Gymnastics

The duties of the 6 TC members are as follows:

- 2 TC members act as Supervisors and are responsible for the Control Score in Execution
- 2 TC members act as Supervisors and are responsible for the Control Score in Artistry
- 2 TC members act as Supervisors and are responsible for the Control Score in Difficulty

7.1 D-Score

The D-Supervisors must intervene through the President of the Superior Jury when the score of the D-Judges and the score of the D-Supervisors is different. Difficulty in ACRO must be exact. No deviations between the scores are allowed.

The D-Supervisors must intervene through the President of the Superior Jury when a time fault is not deducted correctly by the D-Judges. If the D-Judges and the D-Supervisor do not agree, the President of the Superior Jury will take the final decision.

7.2 A-Score and E-Score

Rules for Reference Judges will apply.

7.3 Position of the Superior Jury (Head Table)

Execution Supervisor	Artistic Supervisor	President of the Superior Jury	Difficulty Supervisor	Difficulty Supervisor	Execution Supervisor	Artistic Supervisor
----------------------	---------------------	--------------------------------	-----------------------	-----------------------	----------------------	---------------------

November 2012

FEDERATION INTERNATIONALE DE GYMNASTIQUE



Prof. Bruno GRANDI,
President



André F. GUEISBUHLER,
Secretary General

B) Rules for Reference Judges

Introduction

The Reference Judges' System (RJS) has been introduced to establish an automatic and time-saving correction system in case of problems with E- and A-Scores. The FIG's decision to introduce R-Judges comes in an effort to uphold greater sport justice in competition. By creating a control body completely independent of the traditional judges' panel, the FIG intends to correct any unintentional or intentional severe mistakes.

1. Principles

- In Artistic Gymnastics the R-Judges will be used for Execution. The R-Judges (2 per jury) will judge all apparatus in all parts of the respective competitions (C-I, C-II, C-III and C-IV; where applicable).
- In Rhythmic Gymnastics the R-Judges will be used for Execution and Difficulty. The R-Judges (2 per Jury) will judge all apparatus in all parts of the respective competitions (C-I, C-II and C-III where applicable) for individuals and for groups.
- In Trampoline Gymnastics (all disciplines) there are no R-Judges.
- In Aerobic Gymnastics the R-Judges will be used for Execution and Artistic. The R-Judges (2 in each E-Jury and 2 in each A-Jury) will judge all exercises in all parts of the respective competitions for individuals, pairs, trios, groups, AERO step and AERO dance.
- In Acrobatic Gymnastics the R-Judges will be used for Execution and Artistic. The R-Judges (2 in each E-Jury and 2 in each A-Jury) will judge all exercises in all parts of the respective competitions for pairs and groups.

2. Detailed calculation system and examples

In the RJS, a comparison between the E-Jury Score and the RE-Score is made. In case the delta between these two scores **exceeds** the pre-defined allowed tolerances (see tables below), the average of the RE- and E-Jury Scores forms the "final" E-Score and replaces the E-Jury Score

2.1. ARTISTIC GYMNASTICS

The RE-Score (the first column) decides the maximum allowed delta (the second column) between the RE-Score and the E-Jury Score:

RE-Score	Allowed delta between RE-Score and E-Jury Score
9.600 – 10.00	0.05 pts
9.400 – 9.599	0.10 pts
9.000 – 9.399	0.15 pts
8.500 – 8.999	0.20 pts
8.000 – 8.499	0.30 pts
7.500 – 7.999	0.40 pts
0.000 – 7.499	0.50 pts

In case the delta is equal to or less than the allowed tolerance, the score of the E-Jury stands; in case the delta is greater than the allowed tolerance the average of the RE- and E-Jury Scores form the "final" E-Score.

Calculation of the “Final” E-Score (in case of too large *delta*):

E1	E2	E3	E4	E5	E Jury Score
8.9	9.0	9.0	8.9	9.2	8.967

RE1	RE2	RE Score
9.1	9.2	9.150

Delta: **0.183 pts**

E-Jury Score		RE-Score				Final E-Score
8.967	+	9.150	=	18.117 / 2	=	9.058

Exceptions:

In case the gap between the scores of the 2 RE-Judges is bigger than pre-defined tolerances (see table below), the RE-Score is not taken into account at all (i.e. the calculation of the E-Score is made the “traditional” way and the E-Jury Score stands).

The E-Jury Score (the first column) decides the maximum allowed gap (the second column) between the two RE-Judges:

E-Jury Score	Allowed gap between RE1 and RE2
9.600 - 10.000	0.0 pts
9.400 - 9.599	0.1 pts
9.000 - 9.399	0.2 pts
8.500 - 8.999	0.3 pts
8.000 - 8.499	0.4 pts
7.500 - 7.999	0.5 pts
< 7.500	0.6 pts

2.2. RHYTHMIC GYMNASTICS

2.2.1. E-Scores

The RE-Score (the first column) decides the maximum allowed delta (the second column) between the respective RE-Score and the E-Jury Scores:

RE-Score	Allowed delta between RE-Scores and E-Jury Scores
9.300 - 10.000	0.10 pts
8.700 - 9.299	0.20 pts
8.100 - 8.699	0.30 pts
7.500 - 8.099	0.40 pts
0.000 - 7.499	0.50 pts

In case the delta is equal to or less than the allowed tolerance, the score of the E-Jury stands; in case the delta is greater than the allowed tolerance the average of the RE- and E-Jury Scores forms the “final” E-Score.

Calculation of the “Final” E-Score (in case of too large *delta*):

E1	E2	E3	E4	E5	E Jury Score
8.6	8.7	8.8	8.9	8.8	8.767

RE1	RE2	RE Score
8.9	9.1	9.000

Delta: **0.233 pts**

E-Jury Score	RE-Score	Final E-Score
8.767	+ 9.000	8.884
= 17.767 / 2		=

Exceptions:

In case the gap between the scores of the 2 RE-Judges is bigger than pre-defined tolerances (see table below), the RE-Score is not taken into account at all (i.e. the calculation of the E- Scores are made the “traditional” way and the E-Jury Score stands).

The E-Jury Score (the first column) decides the maximum allowed gap (the second column) between the two RE-Judges:

E-Jury Score	Allowed gap between RE1 and RE2
9.500 - 10.00	0.1 pts
9.000 - 9.499	0.2 pts
8.500 - 8.999	0.3 pts
8.000 - 8.499	0.4 pts
7.500 - 7.999	0.5 pts
<7.500	0.6 pts

2.2.2. D-Scores

There shall be two RD-Judges per panel.

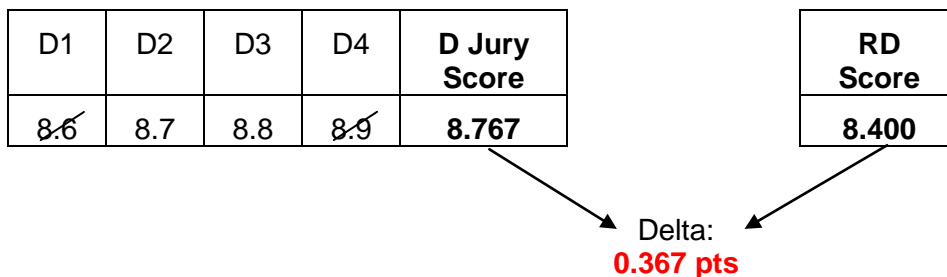
The two RD-Judges shall be seated next to each other and agree on a common score.

The RD-Score (the first column) decides the maximum allowed delta (the second column) between the respective RD-Score and the D-Jury Score:

RD-Score	Allowed delta between RD-Score and D-Jury Score
0.000 – 10.000	0.30 pts

In case the delta is equal to or less than the allowed tolerance, the score of the D-Jury stands; in case the delta is greater than the allowed tolerance the average of the RD- and D-Jury Scores forms the “final” D-Score.

Calculation of the “Final” D-Score (in case of too large *delta*):



D-Jury Score		RD-Score				Final D-Score
8.767	+	8.400	=	17.167 / 2	=	8.584

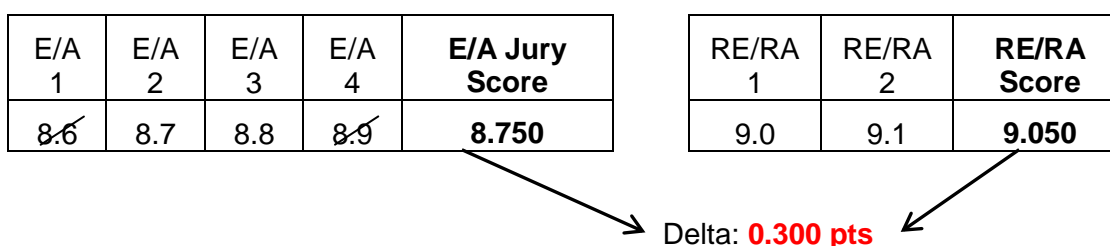
2.3. AEROBIC GYMNASTICS

The RE/RA-Score (the first column) decides the maximum allowed delta (the second column) between the respective RE/RA-Score and the E/A-Jury Scores:

RE/RA-Score	Allowed delta between RE/RA-Scores and E-/A-Jury Scores
9.000 – 10.00	0.10 pts
8.000 – 8.999	0.20 pts
7.500 – 7.999	0.30 pts
0.000 – 7.499	0.40 pts

In case the delta is equal to or less than the allowed tolerance, the score of the E/A-Jury stands; in case the delta is greater than the allowed tolerance the average of the RE/RA- and E/A-Jury Scores forms the “final” E/A-Score.

Calculation of the “Final” E/A-Score (in case of too large *delta*):



E/A-Jury Score		RE/RA Score				Final E/A-Score
8.750	+	9.050	=	17.800 / 2	=	8.900

Exceptions:

In case the gap between the scores of the 2 RE/RA-Judges is bigger than pre-defined tolerances (see table below), the RE/RA-Score is not taken into account at all (i.e. the calculation of the E/A - Scores are made the “traditional” way and the E/A-Jury Score stands).

The E/A-Jury Score (the first column) decides the maximum allowed gap (the second column) between the two RE/RA-Judges:

E/A-Jury Score	Allowed gap between RE1/RE2 and RA1/RA2
9.000 – 10.00	0.10 pts
8.000 – 8.999	0.20 pts
7.500 – 7.999	0.30 pts
0.000 – 7.499	0.40 pts

2.4. ACROBATIC GYMNASTICS

The RE/RA-Score (the first column) decides the maximum allowed delta (the second column) between the respective RE/RA-Score and the E/A Jury Scores:

RE/RA-Score	Allowed delta between RE/RA-Scores and E/A-Jury Scores
9.700 – 10.00	0.00 pts
9.400 – 9.699	0.00 pts
8.900 – 9.399	0.10 pts
8.000 – 8.899	0.20 pts
7.000 – 7.999	0.30 pts
< 6.999	0.40 pts

In case the delta is equal to or less than the allowed tolerance, the score of the E/A-Jury stands; in case the delta is greater than the allowed tolerance the average of the RE/RA- and E/A-Jury Scores forms the “final” E/A-Score.

Calculation of the “Final” E/A-Score (in case of too large *delta*):

E/A 1	E/A 2	E/A 3	E/A 4	E/A Jury Score	RE/RA 1	RE/RA 2	RE/RA Score
9.6	9.5	9.6	9.4	9.550	9.7	9.7	9.700

Delta: **0.150 pts**

E/A-Jury Score		RE/RA Score		Final E/A-Score
9.550	+	9.700	= 19.250 / 2	= 9.625

Exceptions:

In case the gap between the scores of the 2 RE/RA-Judges is bigger than pre-defined tolerances (see table below), the RE/RA-score is not taken into account at all (i.e. the calculation of the E/A-Scores are made the “traditional” way and the E/A-Jury Score stands).

The E/A-Jury Score (the first column) decides the maximum allowed gap (the second column) between the two RE/RA-Judges:

E/A - Jury Score	Allowed gap between RE1/RE2 and RA1/RA2
9.700 – 10.00	0.00 pts
9.400 – 9.699	0.10 pts
8.900 – 9.399	0.20 pts
8.000 – 8.899	0.30 pts
7.000 – 7.999	0.40 pts
< 6.999	0.50

3. Selection of Reference Judges

- a) All R-Judges for the respective FIG competitions are proposed by the respective TC, following the below selection criteria:
 - 1: High examination results, particularly in Execution (and Difficulty for RG and Artistic for AER/ACRO)
 - 2: Category
 - 3: May represent the same Federations as the D-Judges
- b) All R-Judges for the respective FIG competitions will be appointed by the FIG Presidential Commission, following the proposal from the respective TC President, at least 3 months prior to the event
- c) Only Category I and II judges without sanctions during the current and previous cycles may be appointed as R-Judges
- d) When the R-Judges are appointed, the following important criteria will be taken into account: experience, integrity and honesty.
- e) If a judge or federation rejects the nomination as an R-Judge, this judge may not be selected as D-Judge or nominated as E-, or A-Judge for the same competition.

4. Assignments for R-Judges

4.1 In **Artistic Gymnastics**, a draw will be made among the R-Judges to determine their judging positions in each phase of the competition.

Assignment & draw principles and procedures:

- a) No panel may include 2 judges from the same Federation (with the exception of the Supervisor) R1 and R2-Judges must represent different Federations. (See TR Section 1 Reg. 7.8.2) Therefore the following points b) to e) must be respected.
- b) The R-Judges must represent different Federations than the E1-E5-Judges
- c) If an R-Judge, in the draw, is from the same Federation as a D1- or D2- Judge, he/she is placed at the next apparatus horizontally across in “Olympic order”
- d) If an E-Judge, in the draw, is from the same Federation as a D1-, D2-, R1-, or R2-Judge, he/she is placed at the next apparatus horizontally across in “Olympic order”

- e) C-III/Apparatus Finals: R-Judges must, if possible, be neutral; if an R-Judge, in the draw, is from the same Federation as a D1-, or D2-Judge or is not neutral, he/she is placed at the next apparatus horizontally across in "Olympic order"

4.2. In Rhythmic Gymnastics the R-Judges' positions will be appointed by the FIG Presidential Commission, following the proposal from the TC President.

Assignment & draw principles and procedures:

- a) No panel may include 2 judges from the same Federation. (See TR Section 1 Reg. 7.8.2) Therefore the following points b) and c) must be respected
- b) RE1-, and RE2-, as well as RD1-, and RD2-Judges must represent different Federations
- c) The RE-Judges must represent different Federations than the E1-E5-, and D1-D4-Judges . The RD-Judges must represent different Federations than the E1-E5-, and D1-D4-Judges. This must be strictly observed when drawing the E-and D-judges in each panel.

4.3 In Aerobic Gymnastics the R-Judges' positions will be appointed by the FIG Presidential Commission, following the proposal from the TC President.

Assignment & draw principles and procedures:

- a) No panel may include 2 judges from the same Federation (See TR Section 1 Reg. 7.8.2) Therefore the following points b) and c) must be respected
- b) RE1-, and RE2-, as well as RA1-, and RA2-Judges must represent different Federations
- c) The R-Judges must represent different Federations than the CJP, the D1-D2-Judges, the A1-A4-Judges and the E5-E8-Judges. This must be strictly observed when drawing the various judges into each panel.

4.4 In Acrobatic Gymnastics the R-Judges' positions will be appointed by the FIG Presidential Commission, following the proposal from the TC President.

Assignment & draw principles and procedures:

- a) No panel may include 2 judges from the same Federation (See TR Section 1 Reg. 7.8.2) Therefore the following points b) and c) must be respected
- b) RE1-, and RE2-, as well as RA1-, and RA2-Judges must represent different Federations
- c) The R-Judges must represent different Federations than the CJP and the E1-E4-Judges. This must be strictly observed when drawing the various judges into each panel. However R-Judges may represent same Federations as D1- and D2-Judges.

5. Representation

Although all R-Judges are appointed (nominated) by the FIG Presidential Commission, the R-Judges are to be "labelled" according to their nationality, i.e. they will be presented as representing their National Federation (e.g. USA or RUS) on scoreboards, on printed judges' lists and results, in TV graphics, etc.

6. Publication & display of R-Scores

a) Scoreboards

- On scoreboards in the competition venue (matrix boards, video walls, plasma screens, etc) the individual R-Judges' scores and the R-Score will not be displayed.

b) Outputs (including PDF files)

- Printed results during the competition (after each phase of the competition) to be distributed to the delegations, media, etc: the individual R-Judges' scores and the R-Scores will not be included
- Printed results during the competition (after each phase of the competition) to be distributed to the respective TC, the FIG President, the FIG Secretary General and the Jury of Appeal and Competitions' Supervisory Board: the individual R-Judges' scores and the R-Score will be included
- Printed results at the end of the competition / championships ("complete statement of results, including the scores awarded by each judge") distributed to the member federations: the individual R-Judges' scores and the R-Scores will be included
(to indicate that an R-Score has been used to calculate the exercise score, an asterisk (*) shall be used)

c) TV graphics

- On the TV graphics at competitions where R-Judges are used, the individual R-Judges' scores and the R-Score will not be displayed

d) Commentator Information System

- Only on the CIS of the respective Superior Jury, the FIG President, the FIG Secretary General and the Jury of Appeal and Competitions' Supervisory Board the individual R-Judges' scores the R-Scores will be shown

7. Placement of R-Judges

The placement of the R-Judges in the different disciplines and for the different apparatus or panels is as per the attached drawings agreed with Longines (SwissTiming) and approved by the respective TC Presidents.

8. Implementation of the RJS

Current Olympic Cycle (2013-2016):

- ART/RG/TR/AER/ACRO: All competitions listed in paragraph A of Reg. 4.11.4.1 of the FIG TR (Section 1)

***Note:** "Other competitions may use R-Judges, but it is not compulsory."*

9. Score calculation without the Reference Judges

In all competitions where Reference Judges are not appointed, the calculation of the valid score(s) is made as described in the specific Code of Points. Any intervention by the Superior Jury is possible only in case of impossible scores as described in this document.

10. Miscellaneous

- a)** It is understood that after the competition the TC shall analyse the D-, E- and (where applicable) A-Scores of the judges, including the R-Judges scores.
- b)** The R-Judges have exactly the same rights and responsibilities as the other judges, as outlined in the respective COP.

These rules have been updated and decided by the EC in October 2012. They must be added as an appendix to the COP. In case of contradictions between these rules and the COP these rules shall prevail.

FEDERATION INTERNATIONALE DE GYMNASTIQUE



Prof. Bruno GRANDI,
President



André F. GUEISBUHLER,
Secretary General

Appendices:

- A. Placement of R-Judges - ART
- B. Placement of R-Judges - RG
- C. Placement of R-Judges – AER
- D. Placement of R-Judges – ACRO

C) Rules for the use of IRCOS

Directives for the restricted use of IRCOS during the competition

In order to avoid abusive and excessive use and video judging and in order to guarantee the competition runs on schedule, the use of IRCOS must be strictly restricted and ruled as follows:

IRCOS may be used only in case of an inquiry

Exceptions:

- a) IRCOS shall be available at all times for the President of the Superior Jury, the Jury of Appeal and Competitions' Supervisory Board as well as the FIG President and Secretary General.
- b) IRCOS shall be available for the Supervisors after having given their scores.
- c) IRCOS shall be available for the D-Judges only in case of intervention of the Supervisor or the President of the Superior Jury.
- d) IRCOS shall be available for the D-Judges in MAG and WAG upon request in the case of "0-vault".

Reasoning:

The IRCOS was **NOT** introduced to replace the existing judging system by a video judging system.

IRCOS has the following purposes:

During the competition:

Support tool for: The President of the Superior Jury
 The Jury of Appeal and Competitions' Supervisory Board
 The Panel treating inquiries
 The Supervisors in case of impossible scores and D-scores where applicable
 The D-Judges in case of intervention of the Supervisor or the President of the Superior Jury

After the competition:

Tool for Control and analyses of the judging
 Education video for coaches, judges and the Academies
 Member federations' coaches and other interested persons
 These Directives for the use of IRCOS have been updated and decided by the EC in October 2012, they replace all previous editions and must be added as an appendix to the COP. In case of contradictions between these rules and the COP these rules shall prevail.

FEDERATION INTERNATIONALE DE GYMNASTIQUE



Prof. Bruno GRANDI,
President



André F. GUEISBUHLER,
Secretary General